



Basic Research in Computer Science

BRICS NS-01-8 Møller & Schwartzbach: The XML Revolution (Revised)

The XML Revolution

Revised

Anders Møller
Michael I. Schwartzbach

BRICS Notes Series

NS-01-8

ISSN 0909-3206

December 2001

**Copyright © 2001, Anders Møller & Michael I. Schwartzbach.
BRICS, Department of Computer Science
University of Aarhus. All rights reserved.**

**Reproduction of all or part of this work
is permitted for educational or research use
on condition that this copyright notice is
included in any copy.**

**See back inner page for a list of recent BRICS Notes Series publications.
Copies may be obtained by contacting:**

**BRICS
Department of Computer Science
University of Aarhus
Ny Munkegade, building 540
DK-8000 Aarhus C
Denmark
Telephone: +45 8942 3360
Telefax: +45 8942 3255
Internet: BRICS@brics.dk**

**BRICS publications are in general accessible through the World Wide
Web and anonymous FTP through these URLs:**

`http://www.brics.dk`
`ftp://ftp.brics.dk`
This document in subdirectory NS/01/8/

The XML Revolution

Technologies for the future Web

Anders Møller & Michael I. Schwartzbach

BRICS, University of Aarhus

<http://www.brics.dk/~amoeller/XML/>

Revised: December 2001

This slide collection provides an introduction and overview of **XML**, **Namespaces**, **XInclude**, **XML Base**, **XLink**, **XPointer**, **XPath**, **DTD**, **XML Schema**, **DSD**, **XSLT**, **XQuery**, **DOM**, **SAX**, and **JDOM** including selected links to more information about each topic.

About this tutorial...

This slide collection about XML and related technologies is created by

Anders Møller

<http://www.brics.dk/~amoeller>

and

Michael I. Schwartzbach

<http://www.brics.dk/~mis>

at the BRICS research center at University of Aarhus, Denmark.

Copyright © 2000-2001 Anders Møller & Michael I. Schwartzbach

Reproduction of this slide collection is permitted on condition that it is distributed in whole, unmodified, and for free, and that the authors are notified.

The slide collection is aimed at computer scientists, software engineers, and others who want to know what this XML thing is all about. It covers both the basic XML concepts and the related technologies for document linking, describing classes of documents, stylesheet transformation, and database-like querying, from a technical but high-level point of view. Based on the essential XML-related specifications, the slides are designed with concrete motivation and technical contents in focus, for the reader who wishes to understand and actually use these technologies.

A PDF version suitable for printing and off-line browsing is available upon [request](#).

Feedback is appreciated! Please send comments and suggestions to amoeller@brics.dk.

Contents

1. [HTML and XML](#) - structuring information for the future (21 pp.) 4
2. [Namespaces, XInclude, and XML Base](#) - common extension to the XML specification (8 pp.) 32
3. [DTD, XML Schema, and DSD](#) - defining language syntax with schemas (27 pp.) 42
4. [XLink, XPointer, and XPath](#) - linking and addressing (24 pp.) 87
5. [XSL and XSLT](#) - stylesheets and document transformation (19 pp.) 115
6. [XQuery](#) - document querying (15 pp.) 142
7. [DOM, SAX, and JDOM](#) - programming for XML (15 pp.) 160
8. [W3C](#) - some background on the World Wide Web Consortium (5 pp.) 181

Markup Languages: HTML and XML

HTML - original motivation, development, and inherent limitations:

- [Hyper-Text Markup Language](#) - the Web today
- [Original motivation for HTML](#) - some history
- [Compact and human readable](#) - alternative document formats
- [From logical to physical structure](#) - requirements from users
- [Stylesheets](#) - separating logical structure and layout
- [Different versions of HTML](#) - a decade of development
- [Syntax and validation](#) - HTML as a formal language
- [Browsers are forgiving](#) - the real world
- [Structuring general information](#) - not everything is hypertext
- [Problems with HTML](#) - why HTML is not the solution

XML as the universal format for structuring information:

- [What is XML?](#) - the universal data format
- [HTML vs. XML](#) - the key differences
- [A conceptual view of XML](#) - XML documents as labeled trees
- [A concrete view of XML](#) - XML documents as text with markup
- [Applications of XML](#) - an XML language for every domain
- [The recipe example](#) - designing a small XML language
- [From SGML to SML](#) - a word on doc-heads and development
- [SGML relics](#) - things to avoid
- [XML technologies](#) - generic languages and tools for free

Selected links:

- [Basic XML tools](#)
- [Links to more information](#)

Hyper-Text Markup Language

HTML: Hyper-Text Markup Language

What is **hyper-text**?

- a document that contains **links** to other documents (and text, sound, images...)
- links may be **actuated** automatically or on request
- linked documents may **replace**, be **inlined**, or create a **new** window
- most combinations are supported by HTML

What is a **markup language**?

- a notation for writing text with markup **tags**
- the tags indicate the **structure** of the text
- tags have **names** and **attributes**
- tags may **enclose** a part of the text

The start of the HTML for this page, with **text**, **tags**, and **attributes**:

```
<table width="99%">
  <tr>
    <td align=left>
      <a href=" ../index.html">
        
      </a>
      <a href=" ../info.html">
        
      </a>
    <td align=right>
      <a href="index.html">
        
      </a>
      <a href="index.html">
        
      </a>
      <a href="motivation.html">
        
      </a>
    </td>
  </tr>
</table>
```

```
<p>
<h1>Hyper-Text Markup Language</h1>
What is <b>hyper-text</b>?
<ul>
  <li>a document that contains <b>links</b> to other documents
    (and text, sound, images...)
  <li>links may be <b>actuated</b> automatically or on request
  <li>linked documents may <b>replace</b>, be <b>inlined</b>,
    or create a <b>new</b> window
  <li>most combinations are supported by HTML
</ul>
```


Original motivation for HTML

Exchange data on the Internet:

- documents are published by **servers**
- documents are presented by **clients** (browsers)

HTML was created by Tim Berners-Lee and Robert Caillau at CERN in 1991:

- the [motivation](#) was to keep track of experimental data

HTML describes only the **logical structure** of documents:

- browsers are free to interpret markup tags as they please
- the document even makes sense if the tags are ignored

HTML combined well-known ideas:

- hyper-text was known since [1945](#)
- markup languages date back to [1970](#)

Compact and human readable

Many document formats are very **bulky**:

- the author controls the precise layout
- all details, including many font tables, must be stored with the contents

In comparison, HTML is **slim**:

- the author sacrifices control for compactness
- only the actual contents and its logical structure is represented

Sizes of documents containing just the text "Hello World!":

PostScript	hello.ps	11,274 bytes
PDF	hello.pdf	4,915 bytes
MS Word	hello.doc	19,456 bytes
HTML	hello.html	44 bytes

Compactness is good for:

- saving **space** on your server
- lowering network **traffic**

(Don't worry about voluminous markup - specialized [compression](#) techniques are emerging.)

Furthermore, HTML documents can be **written and modified with any raw-text editor**.

From logical to physical structure

Originally, HTML tags described logical structure:

- **h2**: "this is a **header** at level 2"
- **em**: "this text should be **emphasized**"
- **ul**: "this is a **list** of items"

Quickly, (non-physicist) users wanted more control:

- "this header is **centered** and written in **Times-Roman** in size **28pt**"
- "this text is **italicized**"
- "these list items are indented **7mm** and use [pink elephants](#) for bullets"

The early hack for commercial pages was to make everything a huge image:

HTML	hello.html	44 bytes
GIF	hello.gif	32,700 bytes

The HTML developers responded with more and more physical layout tags.

Stylesheets

Cascading Style Sheets ([CSS](#)):

- specify **physical properties** (layout) of HTML tags
- are (usually) written in **separate** files
- can be **shared** for many HTML documents

There are many advantages:

- **logical** and **physical** properties may be **separated**
- document groups can have **consistent** looks
- the look can easily be changed

A CSS stylesheet works by:

- allowing more than 50 [properties](#) to be defined for each kind of tag;
- the definitions for a tag may depend on its **context**
- undefined properties are **inherited** from enclosing tags
- normal HTML corresponds to **default** values of properties

Using stylesheets, *all* tags become logical - however, CSS stylesheets only address superficial properties of documents.

A CSS stylesheet is a collection of **selectors** and **properties**:

```
B {color:red;}
B B {color:blue;}
B.foo {color:green;}
B B.foo {color:yellow;}
B.bar {color:maroon;}
```

In the HTML document, the most **specific** properties are chosen, so:

```
<b class=foo>Hey!</b>
<b>Wow!!
  <b>Amazing!!!</b>
  <b class=foo>Impressive!!!!</b>
  <b class=bar>k00l!!!!!!</b>
  <i>Fantastic!!!!!!</i>
</b>
```

gives the result:

```
Hey! Wow!! Amazing!!! Impressive!!!! k00l!!!!!! Fantastic!!!!!!
```

When properly used, the **physical layout** (a CSS file) is separated from **logical structure** and the actual contents (a HTML file).

With CSS stylesheets, any tag can be made to look like any other tag.

The default layout in a browser corresponds to a default stylesheet.

Different versions of HTML

HTML has been developed extensively over the years:

1992

[HTML](#) is first defined

1993

[HTML+](#) (some physical layout, fill-out forms, tables, math)

1994

[HTML 2.0](#) (standard for core features)

[HTML 3.0](#) (an extension of HTML+ submitted as a draft standard)

1995

Netscape-specific non-standard HTML appears

1996

Competing Netscape and Explorer versions of HTML

[HTML 3.2](#) (standard based on current practices)

1997

[HTML 4.0](#) (separates structure and presentation with stylesheets)

1999

[HTML 4.01](#) (slight modifications only)

2000

[XHTML 1.0](#) (XML version of HTML 4.01)

Syntax and validation

HTML 4.01 has a precise and formal [syntax definition](#).

- every HTML document should satisfy this definition
- this can be automatically [validated](#)

• valid documents get an official seal of approval:



• invalid documents get a [list of error messages](#)

Browsers are forgiving

Most HTML documents are in fact *not* valid:

- authors are careless
- documents are "validated" by showing them with a browser
- autogenerated HTML is often invalid

Even so, most HTML pages look fine:

- the browsers do their best
- no syntax errors are ever reported

<pre><h2>Lousy HTML</h1> <a>This is not very good. <i>In fact, it is quite <g>bad</g> But the browser does something.</pre>	<h2>Lousy HTML</h2> <ul style="list-style-type: none">• This is not very good.• <i>In fact, it is quite bad But the browser does something.</i>
---	--

A different approach is [HTML Tidy](#), which corrects (some) errors in HTML documents.

This is problematic:

- it promotes bad HTML
- different browsers do different "clever" things
- **it is very hard to use invalid documents for other things than browsing, e.g. for automatic processing by other tools!**

Structuring general information

Consider the following recipe collection published in HTML:

```
<h1>Rhubarb Cobbler</h1>
<h2>Maggie.Herrick@bbs.mhv.net</h2>
<h3>Wed, 14 Jun 95</h3>

Rhubarb Cobbler made with bananas as the main sweetener.
It was delicious. Basicly it was

<table>
<tr><td> 2 1/2 cups <td> diced rhubarb (blanched with boiling water, drain)
<tr><td> 2 tablespoons <td> sugar
<tr><td> 2 <td> fairly ripe bananas sliced 1/4" round
<tr><td> 1/4 teaspoon <td> cinnamon
<tr><td> dash of <td> nutmeg
</table>

Combine all and use as cobbler, pie, or crisp.

Related recipes: <a href="#GardenQuiche">Garden Quiche</a>
```

There are many problems with this approach of using HTML:

- the semantics is encoded into **text formatting tags**
- there is no means of checking that a recipe is **encoded correctly**
- it is difficult to change the **layout** of recipes (CSS is not enough)

It would be much better to invent a special "recipe markup language"...

Problems with HTML

- The language is by design **hardwired to describe hypertext**:
 - there is a fixed collection of tags with a fixed semantics
 - but **much information just is not hypertext!**
- **Syntax and semantics is mixed together**:
 - the structuring of data dictates its presentation in browsers
 - stylesheets only provide a weak solution
 - different views are not supported
- The standards have been undermined:
 - most HTML documents are invalid
 - the browsers define sloppy ad-hoc standards

What is XML?

XML: eXtensible Markup Language

XML is a **framework** for defining markup languages:

- there is **no fixed collection of markup tags** - we may define our own tags, tailored for our kind of information
- each XML language is targeted at its own application domain, but the languages will share many features
- there is a common set of **generic tools** for processing documents

XML is *not* a replacement for HTML:

- HTML should ideally be just another XML language
- in fact, [XHTML](#) is just that
- XHTML is a (very popular) XML language for hypertext markup

XML is designed to:

- separate **syntax** from **semantics** to provide a common framework for structuring information (browser rendering semantics is completely defined by stylesheets);
- allow **tailor-made markup** for any imaginable application domain
- support **internationalization** ([Unicode](#)) and **platform independence**
- be the future of structured information, including **databases**

HTML vs. XML

Consider the HTML recipe collection again:

```
<h1>Rhubarb Cobbler</h1>
<h2>Maggie.Herrick@bbs.mhv.net</h2>
<h3>Wed, 14 Jun 95</h3>

Rhubarb Cobbler made with bananas as the main sweetener.
It was delicious.  Basicly it was

  <table>
  <tr><td> 2 1/2 cups <td> diced rhubarb
  <tr><td> 2 tablespoons <td> sugar
  <tr><td> 2 <td> fairly ripe bananas
  <tr><td> 1/4 teaspoon <td> cinnamon
  <tr><td> dash of <td> nutmeg
  </table>

Combine all and use as cobbler, pie, or crisp.

Related recipes: <a href="#GardenQuiche">Garden Quiche</a>
```

With XML, we can instead define our own "recipe markup language" where the markup tags directly correspond to concepts in the world of recipes:

```
<recipe id="117" category="dessert">
  <title>Rhubarb Cobbler</title>
  <author><email>Maggie.Herrick@bbs.mhv.net</email></author>
  <date>Wed, 14 Jun 95</date>

  <description>
    Rhubarb Cobbler made with bananas as the main sweetener.
    It was delicious.
  </description>

  <ingredients>
    <item><amount>2 1/2 cups</amount><type>diced rhubarb</type></item>
    <item><amount>2 tablespoons</amount><type>sugar</type></item>
    <item><amount>2</amount><type>fairly ripe bananas</type></item>
    <item><amount>1/4 teaspoon</amount><type>cinnamon</type></item>
    <item><amount>dash of</amount><type>nutmeg</type></item>
  </ingredients>

  <preparation>
    Combine all and use as cobbler, pie, or crisp.
  </preparation>

  <related url="#GardenQuiche">Garden Quiche</related>
```

```
</recipe>
```

This example illustrates:

- the markup tags are chosen purely for **logical structure**
- this is just one choice of markup detail level
- we need to define which XML documents we regard as "recipe collections"
- we need a stylesheet to define browser presentation semantics
- we need to express queries in a general way

Later:

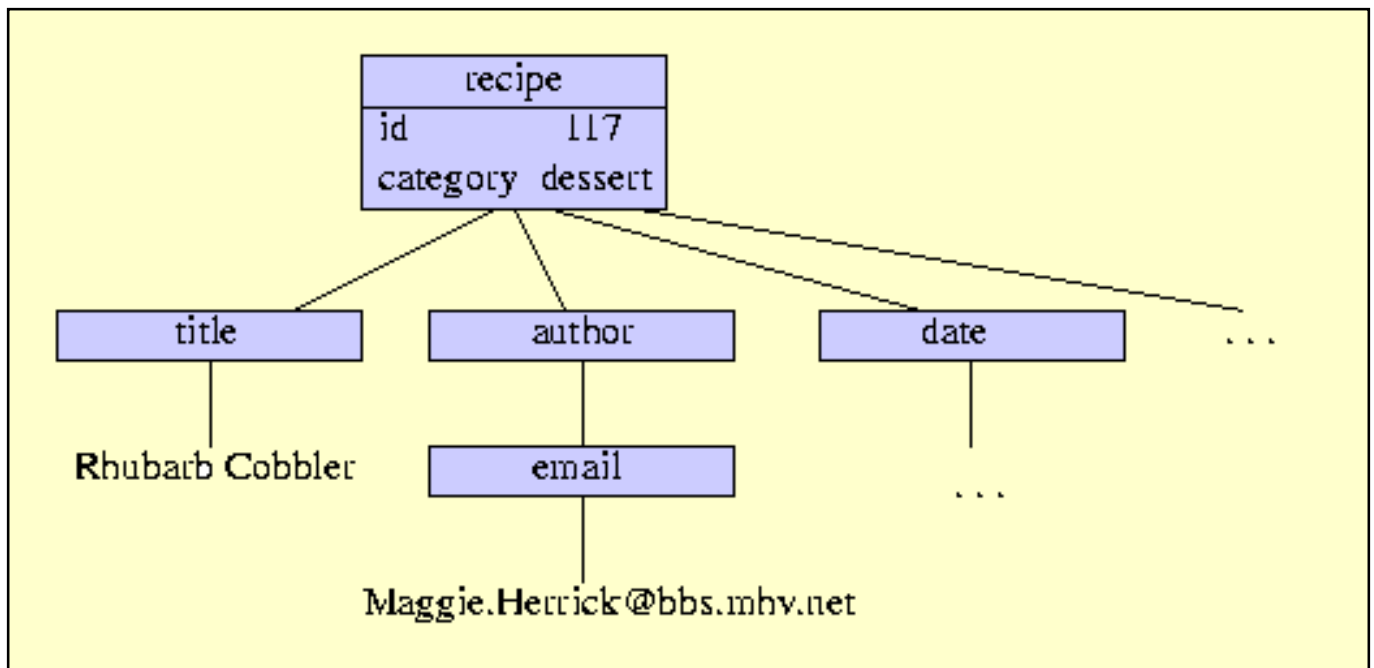
- **XML Schema** will later be used to define our class of recipe documents
- **XSLT** will be used to transform the XML document into XHTML (or HTML), including automatic construction of index, references, etc.
- **XLink**, **XPointer**, and **XPath** could be used to create cross-references
- **XQuery** will be used to express queries

A conceptual view of XML

An XML document is an **ordered, labeled tree**:

- **character data** leaf nodes contain the actual data (text strings)
 - usually, character data nodes must be **non-empty** and **non-adjacent to other character data nodes**
- **elements** nodes, are each labeled with
 - a name (often called the element *type*), and
 - a set of **attributes**, each consisting of a name and a value, and these nodes can have child nodes

A tree view of the XML recipe collection:



The [tree structure](#) of a document can be examined in the Explorer browser.

In addition, XML trees may contain other kinds of leaf nodes:

- **processing instructions** - annotations for various processors
- **comments** - as in programming languages
- **document type declaration** - described later...

Unfortunately, XML is not as simple as it could be, and there is still no agreement on [XML tree terminology](#) :-)

A concrete view of XML

An XML document is a (Unicode) text with **markup tags** and other meta-information.

Markup tags denote elements:

```
...<foo attr="val" ...>...</foo>...
  |         |                   | |
  |         |                   | | a matching element end tag
  |         |                   | | the contents of the element
  |         |                   | |
  |         |                   | | an attribute with name attr and value val, values enclosed by '
or "
  |         |                   | |
  |         |                   | | an element start tag with name foo
```

There is a short-hand notation for empty elements:

```
...<foo attr="val".../>...
```

An XML document must be **well-formed**:

- start and end tags must match
- element tags must be properly nested
- + some more subtle syntactical requirements

Note: XML is *case sensitive*!

Special characters can be escaped using Unicode *character references*:

- `<`; and `<`; both yield `<`
- `&`; and `&`; both yield `&`

CDATA Sections are an alternative to escaping many characters:

- `<![CDATA[<greeting>Hello, world!</greeting>]]>`

The strange syntax is a legacy from SGML...

White-space (blanks, newlines, etc.) is used both for indentation and actual contents. (`xml:space` attribute provides some control.)

Other meta-information:

<?target data...?>

an instruction for a processor, **target** identifies the processor for which it is directed, **data** is a string containing the instruction

<!-- comment -->

a comment, will be ignored by all processors

<!DOCTYPE ...>

document type declaration (described later...)

Applications of XML

There are already hundreds of serious applications of XML.

[XHTML](#)

W3C's XMLization of HTML 4.0. Example XHTML document:

```
<?xml version="1.0" encoding="UTF-8"?>
<html xmlns="http://www.w3.org/1999/xhtml" xml:lang="en">
  <head><title>Hello world!</title></head>
  <body><p>foobar</p></body>
</html>
```

[CML](#)

Chemical Markup Language. Example CML document snippet:

```
<molecule id="METHANOL">
  <atomArray>
    <stringArray builtin="elementType">C O H H H H</stringArray>
    <floatArray builtin="x3" units="pm">
      -0.748 0.558 -1.293 -1.263 -0.699 0.716
    </floatArray>
  </atomArray>
</molecule>
```

[WML](#)

Wireless Markup Language for WAP services:

```
<?xml version="1.0"?>
<wml>
  <card id="Card1" title="Wap-UK.com">
    <p>
      Hello World
    </p>
  </card>
</wml>
```

[ThML](#)

Theological Markup Language:

```

<h3 class="s05" id="One.2.p0.2">Having a Humble Opinion of Self</h3>
<p class="First" id="One.2.p0.3">EVERY man naturally desires knowledge
<note place="foot" id="One.2.p0.4">
  <p class="Footnote" id="One.2.p0.5"><added id="One.2.p0.6">
    <name id="One.2.p0.7">Aristotle</name>, Metaphysics, i. 1.
  </added></p>
</note>;
but what good is knowledge without fear of God? Indeed a humble
rustic who serves God is better than a proud intellectual who
neglects his soul to study the course of the stars.
<added id="One.2.p0.8"><note place="foot" id="One.2.p0.9">
  <p class="Footnote" id="One.2.p0.10">
    Augustine, Confessions V. 4.
  </p>
</note></added>
</p>

```

There is a long list of many other [XML applications](#).

The recipe example

Consider again recipes, such as in [this example \(raw text file\)](#).

We design an XML version of a recipe collection:

- recipes consist of **ingredients**, steps for **preparation**, possibly some **comments**, and a specification of its **nutrition**
- an ingredient can be **simple** or **composite**
- a simple ingredient has a **name**, an **amount** (possibly unspecified), an a **unit** (unless amount is dimensionless)
- a composite ingredient is **recursively** a recipe

[This example \(formatted XML file\)](#) contains five recipes. Abbreviated version:

```
<?xml version="1.0" encoding="UTF-8"?>
<collection>
  <description>
    Some recipes used for the XML tutorial.
  </description>
  <recipe>
    <title>Beef Parmesan with Garlic Angel Hair Pasta</title>
    <ingredient name="beef cube steak" amount="1.5" unit="pound"/>
    ...
    <preparation>
      <step>
        Preheat oven to 350 degrees F (175 degrees C).
      </step>
      ...
    </preparation>
    <comment>
      Make the meat ahead of time, and refrigerate over night, the acid in the
      tomato sauce will tenderize the meat even more. If you do this, save the
      mozzarella till the last minute.
    </comment>
    <nutrition calories="1167" fat="23" carbohydrates="45" protein="32"/>
  </recipe>
  ...
</collection>
```

XML documents (usually) begin with an **XML declaration** (<?xml ...?>).

From SGML to SML

- DocHeads vs. Simpletons, a process of simplification

SGML (Standard Generalized Markup Language)

- ISO standard, 1985
- huge amount of "document archive" applications in government, military, industry, academia, ...
- a successful well-known application: HTML is designed as a simple application of SGML.

|
v

XML

- W3C Recommendation 1998
- a simple subset of SGML, targeted for Web applications
- now **de facto standard**

|
v

MinML (Minimal XML, previously known as SML - Simple Markup Language)

- Web community [discussions](#) and collaborations, started 1999
- simplifies the XML spec: no DTDs, processing instructions, or comments, UTF-8 and UTF-16 only, considerations on element attributes, white-space,...

Canonical XML

- W3C Recommendation, March 2001
- intended as simplification of general XML documents, *not as a simplified XML spec*
- "canonical" representation
- removes document type declarations, imposes ordering on attributes, etc.

Occam's razor: "one should not increase, beyond what is necessary, the number of entities required to explain anything"

SGML relics

- only a fool does not fear "external general parsed entities"

As an unfortunate heritage from SGML, the header of an XML document may contain a **document type declaration**:

```
<?xml version="1.0"?>
<!DOCTYPE greeting [
  <!ELEMENT greeting (#PCDATA)>
  <!ATTLIST greeting style (big|small) "small">
  <!ENTITY hi "Hello">
]>
<greeting> &hi; world! </greeting>
```

This part can contain:

- DTD (Document Type Definition) information:
 - element type declarations (**ELEMENT**)
 - attribute-list declarations (**ATTLIST**) (described [later...](#))
- entity declarations (**ENTITY**) - a simple macro mechanism
- notation declarations (**NOTATION**) - data format specifications

Avoid all these features whenever possible!

Unfortunately, they cannot always be ignored - all XML processors (even non-validating ones) are required to:

- normalize attribute values (prune white-space etc.)
- handle internal entity references (e.g. expand `&hi;` in `greeting`)
- insert default attribute values (e.g. insert `style="small"` in `greeting`)

according to the document type declaration, if a such is present.

XML technologies

XML is:

- hot (\$\$\$)
- the standard for representation of Web information
- by itself, just a notation for hierarchically structured text

But a notation for tree structures is not enough:

- the real force of XML is **generic languages and tools!**
- by building on XML, you get a massive infrastructure for free

The XML vision offers:

- **common extensions to the core XML specification**
a namespace mechanism, document inclusion, etc.
- **schemas**
grammars to define classes of documents
- **linking between documents**
a generalization of HTML anchors and links
- **addressing parts of read-only documents**
flexible and robust pointers into documents
- **transformation**
conversion from one document class to another
- **querying**
extraction of information, generalizing relational databases

To "use XML":

1. define your XML language (use e.g. XML Schema to define its syntax)
2. exploit the generic XML tools (e.g. XSLT and XQuery processors), the generic protocols, and the generic programming frameworks (e.g. DOM or SAX) to build application tools

These technologies are described in the following sections.

Other related technologies (not covered here):

- **XML Information Set**
attempt to define common terminology for XML document concepts ("information set"=tree, "information item"=node, ...)
- **XML-Signature**
digital signatures of Web resources
- **XML Encryption**
encryption of Web resources
- **XML Fragment Interchange**
for dealing with fragments of XML documents
- **XML Protocol** and **SOAP (Simple Object Access Protocol)**
information exchange protocol
- **XForms**
a common sublanguage for input forms (with XHTML forms as a special case)
- **RDF (Resource Description Framework)**
a framework for *metadata* (statements about properties and relationships)

Basic XML tools

Parsers

- **XML4J / Xerces** (www.alphaworks.ibm.com/tech/xml4j)
From alphaWorks, in Java, supports DOM and SAX
- **Expat** (expat.sourceforge.net)
Written in C (ported to other languages), used by LIBWWW, Apache, Netscape, ...
- + 1000 others...

Editors

- **Xeena** (www.alphaWorks.ibm.com/tech/xeena)
From alphaWorks, in Java, with tree-view syntax directed editing
- **XMLSpy** (www.xmlspy.com)
Popular, but not free :-)
- + 1000 others...

Servers and Browsers

- **Apache XML** (xml.apache.org)
built in Xerces XML parser, Xalan XSLT processor, ...
- **Netscape Navigator 6** and **Internet Explorer 5**
XML parsing and validation, rendering with XSL and CSS, script access via DOM, ...
- **Amaya** (www.w3.org/Amaya)
W3C's editor/browser

More info: www.garshol.priv.no/download/xmltools and www.xmlsoftware.com have comprehensive lists of XML tools.

Links to more information

www.w3.org/TR/REC-xml.html

the XML 1.0 specification

www.w3.org/XML

W3C's XML homepage

www.xml.com

XML information by O'Reilly: articles, software, tutorials

www.oasis-open.org/cover

The XML Cover Pages: comprehensive online reference

www.xmlhack.com

<?xmlhack?>: concise XML news

news:comp.text.xml

XML newsgroup

www.ucc.ie/xml

XML FAQ

www.xml.com/axml/testaxml.htm

the Annotated XML Specification, by Tim Bray

metalab.unc.edu/xml

Cafe con Leche XML News and Resources

inf2.pira.co.uk/top011a.htm

El.pub's markup language section

wdvl.internet.com/Authoring/Languages/XML

links to XML information

www.w3schools.com/xml

XML School: an XML tutorial

www.garshol.priv.no/download/xmltools

a list of free XML tools

Namespaces, XInclude, and XML Base

- common extensions to the core XML specification

Namespaces - mixing XML languages

- [Mixing XML languages](#) - name clashes
- [Qualifying names](#) - solving the problem with URIs
- [Namespace declarations](#) - declarations and prefixes

XInclude - combining XML documents

- [Combining XML documents](#) - reuse and modularity
- [An XInclude example](#) - an example
- [XInclude details](#) - more details

XML Base - resolving relative URIs

- [XML Base](#) - another common XML extension

Selected links:

- [Links to more information](#)

Mixing XML languages

Consider an XML language **WidgetML** which uses **XHTML** as a sublanguage for help messages:

```
<widget type="gadget">
  <head size="medium"/>
  <big><subwidget ref="gizmo"/></big>
  <info>
    <head>
      <title>Description of gadget</title>
    </head>
    <body>
      <h1>Gadget</h1>
      A gadget contains a big gizmo
    </body>
  </info>
</widget>
```

A problem: the meaning of **head** and **big** depends on the context!

This complicates things for processors and might even cause ambiguities.

The root of the problem is: one common **name space**.

Qualifying names

Simple solution: **qualify names with URIs** ([Universal Resource Identifiers](#))

```
<{http://www.w3.org/TR/xhtml1}head>
 \                               / \ /
  -----
      qualifying URI           local name
```

Do not be confused by the use of URIs for namespaces:

- they are **not supposed to point to anything**
- it is simply the cheapest way of getting **unique names**
- we **rely on existing organizations** that control domain names

(just like Java package names!)

This is the idea - the actual solution is less verbose but slightly more complicated...

Namespace declarations

Namespaces are **declared** by special attributes and associated **prefixes**:

```
<... xmlns:foo="http://www.w3.org/TR/xhtml11">
...
<foo:head>...</foo:head>
...
</...>
```

`xmlns:prefix="URI"` declares a namespace with a prefix and a URI:

- the scope of declaration is **lexical**, the element containing the declaration and all descendants can be overridden by nested declaration
- both element and attribute names can be qualified with namespaces
- the name of the prefix is irrelevant - applications should use only the URI

For backward compatibility and simplicity, unprefix element names are assigned a **default** namespace:

- declaration: `xmlns="URI"`
- default value: "" (means: treat as unqualified name)
- does *not* affect unprefix **attribute** names (they belong to the containing elements)

WidgetML with namespaces:

```
<widget xmlns="http://www.widget.org"
        xmlns:xhtml="http://www.w3.org/TR/xhtml11"
        type="gadget">
<head size="medium"/>
<big><subwidget ref="gizmo"/></big>
<info>
  <xhtml:head>
    <xhtml:title>Description of gadget</xhtml:title>
  </xhtml:head>
  <xhtml:body>
    <xhtml:h1>Gadget</xhtml:h1>
    A gadget contains a big gizmo
  </xhtml:body>
</info>
```

```
</widget>
```

How should a **relative** URI be interpreted?

- relative to the [base](#) URI?
- relative to the document URI?
- just as a string?

This innocent question spawned a [controversy](#) that resulted in leaving the matter undefined (by deprecating such namespaces).

Other controversies:

- does the choice of prefix matter, or is
`<a:widget xmlns:a="www.widget.org"/>` the same as
`<b:widget xmlns:b="www.widget.org"/>`?
- is `<a:widget size="big"/>` the same as
`<a:widget a:size="big"/>`?

Combining XML documents

To enhance **reuse** and **modularity**, a technique for **constructing new XML documents from existing ones** is desirable.

XInclude provides a **simple inclusion mechanism**.

Why yet another specification?

- many XML documents and languages can benefit from modularity
- as for the namespace solution, a **generic approach** can be implemented in **generic tools**

Application conformance: Think of XML as if Namespaces, XInclude, and XML Base were parts of the basic XML specification. (Caveat: these extensions are quite new and not widely implemented yet.)

An XInclude example

A document containing:

```
<foo xmlns:xi="http://www.w3.org/2001/XInclude">
  <xi:include href="somewhere.xml"/>
</foo>
```

where `somewhere.xml` contains:

```
<bar>...</bar>
```

is equivalent to:

```
<foo xmlns:xi="http://www.w3.org/2001/XInclude">
  <bar>...</bar>
</foo>
```

- `http://www.w3.org/2001/XInclude` is the official **XInclude namespace**
- the `include` element name in that namespace is an **inclusion directive**
- right after parsing and before other processing, an **XInclude processor** performs the inclusion (tree substitution)
- the original and the resulting document should be considered **equivalent**
- it is an error to have cyclic includes

XInclude details

How is the included resource denoted?

- with **XPointer** (described [later...](#)) - an extension of URLs that can address document nodes, node sets, or character data ranges

Other issues:

- with `parse="text"` and `encoding="..."` attributes, a resource can be transformed into a **character data** node before inclusion
- XInclude processors may need to create namespace declaration attributes to ensure equivalence

Many XInclude processors support only whole-document URIs, not full XPointer.

XML Base

A [URI](#) identifies a resource:

- `http://somewhere/somefile.xml` is an **absolute** URI
- `somefile.xml` is a **relative** URI

Inspired by the `<base href="...">` mechanism in HTML, **XML Base** provides a **uniform way of resolving relative URIs**.

In the following example:

```
<... xml:base="http://www.daimi.au.dk/">  
  <... href="~mis/mn/index.html" .../>  
</...>
```

the value of `href` attribute can be interpreted as the absolute URI `http://www.daimi.au.dk/~mis/mn/index.html`.

- the `xml` namespace prefix is hardwired by the Namespace specification
- `xml:base` has **lexical scope** (as namespace declarations)
- the URI used to access the document is used as **default** URI base

Examples of applications:

- XLink (requires XML Base support)
- XHTML (will use XML Base)
- Namespaces (does not conform to XML Base, but it ought to...)
- your future XML language

Future XML parsers will support Namespaces, XInclude, and XML Base.

Links to more information

Namespaces:

www.w3.org/TR/REC-xml-names

the W3C XML Namespace Recommendation

www.jclark.com/xml/xmlns.htm

an explanation of the recommendation by James Clark

www.xml.com/xml/pub/1999/01/namespaces.html

an XML.com article on Namespaces

XInclude:

www.w3.org/TR/xinclude

XInclude, W3C Working Draft

www.ibiblio.org/xml/XInclude

a Java XInclude processor

XML Base:

www.w3.org/TR/xmlbase

the W3C XML Base Recommendation

DTD, XML Schema, and DSD

- defining language syntax with schemas

Overview:

- [Schemas and schema languages](#) - defining the syntax of your own XML language
- [Choosing a schema language](#) - lots of alternatives

DTD - the insufficient schema language defined in the XML 1.0 spec:

- [DTD - Document Type Definition](#) - an overview
- [Example DTD](#) - the recipe example
- [Problems with DTD](#) - top 15 reasons for not using DTD

XML Schema - W3C's recent proposal:

- [Design requirements](#) - how to design a schema language in W3C
- [XML Schema](#) - the design
- [A small example](#) - the business-card example
- [Overview](#) - the central constructs and ideas
- [Constructing complex types](#) - requirements for attribute and content presence
- [Constructing simple types](#) - requirements for attribute values and character data
- [Local definitions](#) - inlined declarations, anonymous types, and overloading
- [Inheritance and substitution groups](#) - the type system
- [Annotations](#) - self-documentation
- [Schema inclusion and redefinition](#) - modularity and reuse
- [Namespaces](#) - constraining the use of namespaces
- [Attribute and element defaults](#) - side-effects of validation
- [Identity constraints](#) - uniqueness and keys
- [A larger example](#) - the recipe example
- [Problems with XML Schema](#) - 15 reasons why we haven't seen the last schema language

DSD - the next generation of schema languages:

- [Document Structure Description 2.0](#) - central aspects
- [Example](#) - the recipe example
- [Constraints](#) - describing elements
- [Stringtypes](#) - describing attribute values and chardata
- [Expressions](#) - expressing element properties
- [Inclusion and extension](#) - modular descriptions

Selected links:

- [Links to more information](#)

Schemas and schema languages

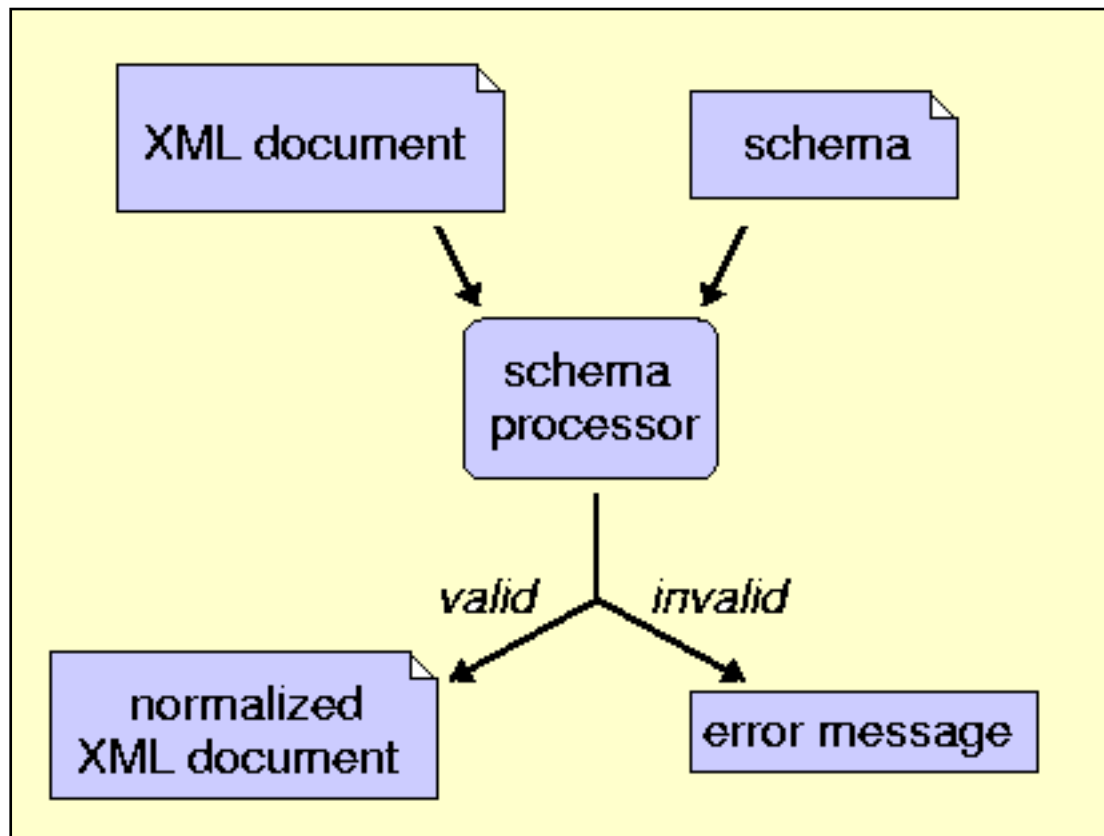
A **schema** is a definition of the syntax of an XML-based language (i.e. a class of XML documents).

A **schema language** is a formal language for expressing schemas.

Schema **processing**: Given an XML document and a schema, a schema processor

- checks for **validity**, i.e. that the document conforms to the schema requirements
- if the document is valid, a **normalized** version is output: default attributes and elements are inserted, parsing information may be added, etc.

The document being validated is called an **instance document** or **application document**.



Why bother formalizing the syntax with a schema?

- a formal definition provides a **precise but human-readable** reference
- schema processing can be done with **existing implementations**
- **your own tools for your language can benefit:** by piping input documents through a schema processor, you can assume that the input is valid and defaults have been inserted

Schemas are similar to **grammars** for programming languages, however, context-free grammars are not expressive enough for XML.

The term "schema" comes from the database community.

Choosing a schema language

There have been many schema language proposals.

W3C proposals:

- **DTD**
- [XML-Data](#), January 1998
- [DCD](#) (Document Content Description), July 1998
- [DDML](#) (Document Definition Markup Language), January 1999
- [SOX](#) (Schema for Object-oriented XML), July 1999
- **XML Schema**

Non-W3C proposals:

- [Assertion Grammars](#) by Dave Raggett
- [Schematron](#) by Rick Jelliffe
- [TREX](#) (Tree Regular Expressions for XML) by James Clark
- [Examplotron](#) by Eric van der Vlist
- [RELAX](#) by Makoto Murata / [RELAX NG](#) by Murata and Clark
- **DSD** (Document Structure Description)

Unlike for many other XML technologies, it has proved difficult to reach a consensus - probably because:

- it is an inherently difficult problem
- people have different needs from a schema language
- the official (W3C) proposals are not very good

however, most schema languages have many similarities.

We shall look at W3C's **DTD** and **XML Schema** proposals and at the **DSD** proposal developed by BRICS and AT&T.

DTD - Document Type Definition

Recall from [earlier](#) that XML 1.0 contains a built-in schema language: **Document Type Definition**

- `<!DOCTYPE root-element [doctype-declaration...]>`
determines the name of the root element and contains the document type declarations
- `<!ELEMENT element-name content-model>`
associates a *content model* to all elements of the given name

content models:

- **EMPTY**: no content is allowed
- **ANY**: any content is allowed
- `(#PCDATA | element-name | ...)`: "mixed content", arbitrary sequence of character data and listed elements
- *deterministic regular expression over element names*: sequence of elements matching the expression
 - choice: `(... | ... | ...)`
 - sequence: `(..., ..., ...)`
 - optional: `...?`
 - zero or more: `...*`
 - one or more: `...+`
- `<!ATTLIST element-name attr-name attr-type attr-default ...>`
declares which attributes are allowed or required in which elements

attribute types:

- **CDATA**: any value is allowed (the default)
- `(value | ...)`: enumeration of allowed values
- **ID**, **IDREF**, **IDREFS**: ID attribute values must be unique (contain "element identity"), IDREF attribute values must match some ID (reference to an element)
- **ENTITY**, **ENTITIES**, **NMTOKEN**, **NMTOKENS**, **NOTATION**: just forget

these... (consider them deprecated)

attribute defaults:

- **#REQUIRED**: the attribute must be explicitly provided
- **#IMPLIED**: attribute is optional, no default provided
- **"value"**: if not explicitly provided, this value inserted by default
- **#FIXED "value"**: as above, but only this value is allowed

This is a simple subset of SGML DTD.

Validity can be checked by a simple top-down traversal of the XML document (followed by a check of IDREF requirements).

Example DTD

A DTD for our [recipe collections](#), `recipes.dtd`:

```
<!ELEMENT collection (description,recipe*)>
<!ELEMENT description ANY>
<!ELEMENT recipe (title,ingredient*,preparation,comment?,nutrition)>
<!ELEMENT title (#PCDATA)>
<!ELEMENT ingredient (ingredient*,preparation)?>
<!ATTLIST ingredient name CDATA #REQUIRED
                    amount CDATA #IMPLIED
                    unit CDATA #IMPLIED>
<!ELEMENT preparation (step*)>
<!ELEMENT step (#PCDATA)>
<!ELEMENT comment (#PCDATA)>
<!ELEMENT nutrition EMPTY>
<!ATTLIST nutrition protein CDATA #REQUIRED
                carbohydrates CDATA #REQUIRED
                fat CDATA #REQUIRED
                calories CDATA #REQUIRED
                alcohol CDATA #IMPLIED>
```

By inserting:

```
<!DOCTYPE collection SYSTEM "recipes.dtd">
```

in the headers of recipe collection documents, we state that they are intended to conform to `recipes.dtd`.

Alternatively, the DTD can be given locally with `<!DOCTYPE collection [...]>`.

This grammatical description has some obvious shortcomings:

- `unit` should only be allowed when `amount` is present
- the `comment` element should be allowed to appear anywhere
- nested `ingredient` elements should only be allowed when `amount` is absent

Problems with DTD

Top 15 reasons for avoiding DTD:

1. **not itself using XML syntax** (the SGML heritage can be very unintuitive + if using XML, DTDs could potentially themselves be syntax checked with a "meta DTD")
2. **mixed into the XML 1.0 spec** (would be much less confusing if specified separately + even non-validating processors must look at the DTD)
3. **no constraints on character data** (if character data is allowed, *any* character data is allowed)
4. **too simple attribute value models** (enumerations are clearly insufficient)
5. **cannot mix character data and regexp content models** (and the content models are generally hard to use for complex requirements)
6. **no support for Namespaces** (of course, XML 1.0 was defined before Namespaces)
7. **very limited support for modularity and reuse** (the entity mechanism is too low-level)
8. **no support for schema evolution, extension, or inheritance of declarations** (difficult to write, maintain, and read large DTDs, and to define families of related schemas)
9. **limited white-space control** (`xml:space` is rarely used)
10. **no embedded, structured self-documentation** (`<!-- comments -->` are not enough)
11. **content and attribute declarations cannot depend on attributes or element context** (*many* XML languages use that, but their DTDs have to "allow too much")
12. **too simple ID attribute mechanism** (no points-to requirements, uniqueness scope, etc.)

13. **only defaults for attributes, not for elements** (but that would often be convenient)
14. **cannot specify "any element" or "any attribute"** (useful for partial specifications and during schema development)
15. **defaults cannot be specified separate from the declarations** (would be convenient to have defaults in separate modules)

Design requirements

Quotes from the W3C Note "[XML Schema Requirements](#)" (Feb. 1999):

Design principles:

The XML schema language shall be

1. **more expressive than XML DTDs**
2. **expressed in XML**
3. **self-describing**
4. usable by a wide variety of applications that employ XML
5. straightforwardly usable on the Internet
6. optimized for interoperability
7. **simple** enough to be implemented with modest design and runtime resources
8. **coordinated with relevant W3C specs**

The XML schema language specification shall

1. be prepared **quickly**
2. be precise, **concise**, human-readable, and illustrated with examples

Structural requirements:

The XML schema language must define

1. mechanisms for **constraining document structure** (namespaces, elements, attributes) and **content** (datatypes, entities, notations)
2. mechanisms to enable **inheritance** for element, attribute, and datatype definitions
3. mechanism for **URI reference to standard semantic understanding** of a construct
4. mechanism for **embedded documentation**
5. mechanism for application-specific constraints and descriptions
6. mechanisms for addressing the **evolution** of schemata
7. mechanisms to enable integration of structural schemas with **primitive**

data types

Unfortunately, their own XML Schema Recommendation does *not* fulfil all requirements (self-describing, simple, concise, human-readable, ...)

XML Schema

W3C Recommendation, May 2001.

Consists of two parts:

1. *Structures*
2. *Datatypes*

Main features:

- **XML syntax** (there is a Schema for Schemas)
- uses and supports **Namespaces**
- **object-oriented-like type system** for declarations (with inheritance, subsumption, abstract types, and finals)
- **global** (=top-level) and **local** (=inlined) type definitions
- **modularization** (schema inclusion and redefinitions)
- structured **self-documentation**
- **cardinality constraints** for sub-elements
- nil values (missing content)
- attribute and element **defaults**
- any-element, any-attribute
- **uniqueness** constraints and ID/IDREF attribute scope
- **regular expressions** for specifying valid chardata and attribute values
- lots of **built-in data types** for chardata and attribute values

Yes, it is big and complicated! (Part 1 of the spec alone is around 200 pages...)

A small example

Assume we want to create an XML-based language for **business cards**.

An example document `john_doe.xml`:

```
<card xmlns="http://businesscard.org">
  <name>John Doe</name>
  <title>CEO, Widget Inc.</title>
  <email>john.doe@widget.com</email>
  <phone>(202) 456-1414</phone>
  <logo url="widget.gif"/>
</card>
```

To describe the syntax of our new language, we write a schema `business_card.xsd`:

```
<schema xmlns="http://www.w3.org/2001/XMLSchema"
  xmlns:b="http://businesscard.org"
  targetNamespace="http://businesscard.org">

  <element name="card" type="b:card_type"/>
  <element name="name" type="string"/>
  <element name="title" type="string"/>
  <element name="email" type="string"/>
  <element name="phone" type="string"/>
  <element name="logo" type="b:logo_type"/>

  <complexType name="card_type">
    <sequence>
      <element ref="b:name"/>
      <element ref="b:title"/>
      <element ref="b:email"/>
      <element ref="b:phone" minOccurs="0"/>
      <element ref="b:logo" minOccurs="0"/>
    </sequence>
  </complexType>

  <complexType name="logo_type">
    <attribute name="url" type="anyURI"/>
  </complexType>
```

```
</schema>
```

The XML Schema language is recognized by the namespace `http://www.w3.org/2001/XMLSchema`.

A document may refer to a schema with the `schemaLocation` (or the `noNamespaceSchemaLocation`) attribute:

```
<card xmlns="http://businesscard.org"
      xmlns:xsi="http://www.w3.org/2001/XMLSchema-instance"
      xsi:schemaLocation="http://businesscard.org
                          business_card.xsd">
  ...
</card>
```

By inserting this, the author claims that the document is intended to be valid with respect to the schema (not that it necessarily *is* valid).

Overview of XML Schema

The most central top-level constructs:

- a (global) **element declaration** associates an element name with a *type*
- a **complex type definition** defines requirements for attributes, sub-elements, and character data in elements of that type
 - **attribute declarations**: describe which attributes that may or must appear
 - **element references**: describe which sub-elements that may or must appear, how many, and in which order
- a **simple type definition** defines a set of strings to be used as attribute values or character data

An element in an XML document is **valid** according to a given schema if the associated element type rules are satisfied.

If all elements are valid, the whole document is called **valid**. (Unlike DTD, there is no way to require a specific root element.)

Naming conflicts: two types or two elements cannot be defined with the same name, but an element declaration and a type definition may use the same name.

Constructing complex types

A `complexType` can contain:

- **attribute declarations:**

```
<attribute name="..." type=".." use=".."/>
```

where `type` refers to a simple type definition and `use` is either `required`, `optional`, or `prohibited`

- one of the following **content model** kinds:

- *empty content* (the default)
- *simple content*: `<simpleContent> ... </simpleContent>`
(only character data is allowed)
- *regex content*: a (restricted) combination of
 - `<sequence> ... </sequence>`
 - `<choice> ... </choice>`
 - `<all> ... </all>`

containing element references of the form

```
<element ref="..." minOccurs=".." maxOccurs=".."/>
```

where `ref` refers to an element definition, and `minOccurs` and `maxOccurs` constrain the number of occurrences

(if `complexType` has the attribute `mixed="true"`, arbitrary character data is also allowed)

Example:

```
<complexType name="order_type" mixed="true">
  <attribute name="id" type="unsignedInt" use="required"/>
  <choice>
    <element ref="n:address"/>
    <sequence>
      <element ref="n:email"/>
      <element ref="n:phone"/>
    </sequence>
  </choice>
</complexType>
```

Grouping of definitions:

Attribute groups: groups of attribute declarations can be defined with `<attributeGroup name="..."> ... </...>` and used with `<attributeGroup use="...">`.

Element groups: similarly, groups of regexp content model descriptions can be defined and used with the `group` construct.

Constructing simple types

Simple types can be:

- **primitive** (hardwired meaning)
- **derived** from existing simple types:
 - by a **list**: white-space separated sequence of other simple types
 - by a **union**: union of other simple types
 - by a **restriction**:
 - **length**, **minLength**, **maxLength** (list lengths)
 - **enumeration** (intersection with list of values)
 - **pattern** (intersection with **Perl-like regexp**)
 - **whiteSpace** (preserve/replace/collapse white-space)
 - **minInclusive**, **maxInclusive** (bounds on numbers)

A lot of often-used simple types (all the primitive and some derived) are **predefined**:

- **integer**
- **date**
- **anyURI**
- **unsignedLong**
- **language**
- ...

Example definition of a derived simple type:

```
<simpleType name="may_date">
  <restriction base="date">
    <pattern value="\d{4}-05-\d{2}"/>
  </restriction>
</simpleType>
```

All this is specified in Part 2 of the spec.

Local definitions

Instead of writing all element declarations and type definitions at top-level (globally), they may be **inlined** (locally):

Example:

```
<element name="card" type="b:card_type"/>
<element name="name" type="string"/>

<complexType name="card_type">
  <sequence>
    <element ref="b:name"/>
    <element ref="b:title"/>
    <element ref="b:email" maxOccurs="unbounded"/>
    <element ref="b:phone" minOccurs="0"/>
    <element ref="b:background" minOccurs="0"/>
  </sequence>
</complexType>
```

means the same as

```
<element name="card">
  <complexType>
    <sequence>
      <element name="name" type="string"/>
      <element ref="b:title"/>
      <element ref="b:email" maxOccurs="unbounded"/>
      <element ref="b:phone" minOccurs="0"/>
      <element ref="b:background" minOccurs="0"/>
    </sequence>
  </complexType>
</element>
```

(where the complex type `card_type` and the description of `name` have been inlined)

except that:

- inlined *type definitions* are **anonymous**, so they cannot be referred to for reuse
- inlined *element declarations* can be **overloaded**, i.e. they need not have unique names

- otherwise, it is just a matter of authoring style.

Inheritance and substitution groups

XML Schema contains an incredibly complicated **type system**.

As in many programming languages, XML Schema allows (complex) types to be declared as **sub-types** of existing types.

- inheritance by **extension**:

```
<complexType name="car">
  <complexContent>
    <extension base="n:vehicle">
      <element name="wheel" minOccurs="3" maxOccurs="4"/>
    </extension>
  </complexContent>
</complexType>
```

creates a `car` type from a `vehicle` type by extending it with 3 or 4 `wheel` sub-elements

- inheritance by **restriction**:

```
<complexType name="small_car">
  <complexContent>
    <restriction base="n:car">
      <element name="wheel" maxOccurs="3"/>
    </extension>
  </complexContent>
</complexType>
```

creates a `small_car` type from the `car` type by restricting it to 3 `wheel` sub-elements

Subsumption:

Assume that we declare an element:

```
<element name="myVehicle" type="n:vehicle"/>
```

meaning that `myVehicle` elements are valid if they match the `vehicle` type.

Since `car` is a **sub-type** of `vehicle`, `myVehicle` elements are also valid if they match `car` - provided that we add `xsi:type="n:car"` to the elements.

(`xsi` refers to <http://www.w3.org/2001/XMLSchema-instance>)

Substitution groups: - another (simpler and better) way of achieving basically the same

If we declare another element as follows:

```
<element name="myCar" type="n:car" substitutionGroup="n:vehicle"/>
```

then we may always use `myCar` elements whenever `myVehicle` elements are required (without using `xsi:type`).

This is independent of the extension/restriction inheritance hierarchy! - `car` is not required to be declared as a sub-type of `vehicle`.

Abstract and final:

In addition to all this,

- inheritance of types can be forbidden (by declaring them as **final**)
- use of elements and types can be forbidden (declared **abstract**)

Annotations

Schemas can be annotated with human or machine readable **documentation** and other information:

```
<xsd:element name="author">
  <xsd:annotation>
    <xsd:documentation xmlns:xhtml="http://www.w3.org/1999/xhtml">
      the author of the recipe,
      see <xhtml:a href="authors.xml">this list</xhtml:a> of authors
    </xsd:documentation>
    <xsd:appinfo xmlns:fp="http://foodprocessor.org">
      <fp:process type="117"/>
    </xsd:appinfo>
  </xsd:annotation>
  ...
</xsd:element>
```

Note that annotations can be **structured**, as opposed to simple `<!-- ... -->` XML comments.

Schema inclusion and redefinition

No less than 3 mechanisms are available:

- `<include schemaLocation="..." />` - compose with schema having *same* target namespace
- `<import namespace="..." schemaLocation="..." />` - compose with schema having *different* target namespace
- `<redefine schemaLocation="..."> ... </redefine>` - compose with schema having same target namespace, *allowing redefinitions*

It ought to also be possible to use [XInclude](#), but that is not mentioned in the XML Schema spec.

Example:

```
<schema xmlns="http://www.w3.org/2001/XMLSchema"
        xmlns:b="http://businesscard.org"
        targetNamespace="http://businesscard.org">

  <import namespace="http://www.w3.org/1999/xhtml" schemaLocation="xhtml.xsd"/>

  <redefine schemaLocation="phone.xsd">
    <element name="phone"/>
    ...
  </element>
</redefine>

...
</schema>
```

Here, a schema for XHTML is imported together with `phone.xsd` (which is assumed to contain a description of phone numbers) and its description of `phone` is redefined.

Namespaces

When defining a new XML-based language, we usually want to assign it a unique [namespace](#).

XML Schema

- *uses namespaces itself* - to distinguish schema instructions from the language we are describing
- *supports namespace assigning* - by associating a **target namespace** to the language we are describing

Example:

```
<schema xmlns="http://www.w3.org/2001/XMLSchema"
        xmlns:b="http://businesscard.org"
        targetNamespace="http://businesscard.org">

  <element name="card" type="b:card_type"/>
  ...

  <complexType name="card_type">
    <sequence>
      <element ref="b:name"/>
      ...
    </sequence>
  </complexType>

  ...
</schema>
```

- the **default** namespace is that of XML Schema (such that e.g. `complexType` is considered an XML Schema element)
- the **target** namespace is our business card namespace
- the **b** prefix also denotes our business card namespace (such that we can refer to target language constructs from within the schema)

Unfortunately, XML Schema has a rather [unconventional](#) use of namespaces:

- prefixes in attribute values (e.g. `ref="b:name"`) - the namespace spec does not tell how to resolve this
- a notion of "unqualified locals" (which is even a default) - allowing prefixes to be omitted from locally declared elements in instance documents

This precludes the use of standard namespace-compliant XML parsers for reading XML Schema documents :-)

Attribute and element defaults

Side-effect of validation: insertion of **default** values

Each attribute and element declarations can contain a `default="..."` attribute.

- **attribute defaults:** are inserted (before validation) if the attribute is absent (in elements of the type containing the declaration)
- **element defaults:** are inserted **as character data** in **empty** elements (of the type of the declaration)

For some strange design reason, element defaults cannot contain markup.

Example:

With a schema containing:

```
<element name="widget" default="no content explicitly provided">
  <complexType>
    <simpleContent>
      <extension base="string">
        <attribute name="size" default="big"/>
      </extension>
    </simpleContent>
  </complexType>
</element>
```

a schema processor will validate and transform:

```
<widget/>
```

into:

```
<widget size="big">no content explicitly provided</widget>
```

Identity constraints

[XPath](#) can be used to specify **uniqueness** requirements.

Example:

```
<unique name="uniqueness-requirement-87">
  <selector xpath="./personlist"/>
  <field xpath="person/@ssn"/>
</unique>
```

occurring in an element declaration, means that: within each **personlist**, every **ssn** attribute of a **person** element must have a unique value.

Similarly, we can define **keys** (with **key**) and **references** (with **keyref**) which generalizes the [ID/IDREF](#) mechanism from DTD in a straightforward way.

Only a simple subset of XPath is allowed:

- only the **child axis** and the **attribute axis**
- only **node set expressions**

A larger example

A XML Schema description of our [recipe collections](#), `recipes.xsd`:

```
<schema xmlns="http://www.w3.org/2001/XMLSchema"
  xmlns:r="http://recipes.org"
  targetNamespace="http://recipes.org"
  elementFormDefault="qualified"
  attributeFormDefault="unqualified">

  <element name="collection">
    <complexType>
      <sequence>
        <element name="description" type="r:anycontent"/>
        <element ref="r:recipe" minOccurs="0" maxOccurs="unbounded"/>
      </sequence>
    </complexType>
  </element>

  <complexType name="anycontent" mixed="true">
    <sequence>
      <any minOccurs="0" maxOccurs="unbounded"
        processContents="skip" namespace="##other"/>
    </sequence>
  </complexType>

  <element name="recipe">
    <complexType>
      <sequence>
        <element name="title" type="string"/>
        <element ref="r:ingredient" minOccurs="0" maxOccurs="unbounded"/>
        <element ref="r:preparation"/>
        <element name="comment" minOccurs="0" type="string"/>
        <element name="nutrition">
          <complexType>
            <attribute name="protein" type="r:nonNegativeDecimal" use="required"/>
            <attribute name="carbohydrates" type="r:nonNegativeDecimal"
use="required"/>
            <attribute name="fat" type="r:nonNegativeDecimal" use="required"/>
            <attribute name="calories" type="r:nonNegativeDecimal" use="required"/>
            <attribute name="alcohol" type="r:nonNegativeDecimal" use="optional"/>
          </complexType>
        </element>
      </sequence>
    </complexType>
  </element>

  <element name="preparation">
    <complexType>
      <sequence>
        <element name="step" type="string" minOccurs="0" maxOccurs="unbounded"/>
      </sequence>
    </complexType>
  </element>

  <element name="ingredient">
    <complexType>
      <sequence>
```

```

    <element ref="r:ingredient" minOccurs="0" maxOccurs="unbounded"/>
    <element ref="r:preparation" minOccurs="0"/>
</sequence>
<attribute name="name" use="required"/>
<attribute name="amount" use="optional">
  <simpleType>
    <union>
      <simpleType>
        <restriction base="string">
          <enumeration value="*" />
        </restriction>
      </simpleType>
      <simpleType>
        <restriction base="r:nonNegativeDecimal" />
      </simpleType>
    </union>
  </simpleType>
</attribute>
<attribute name="unit" use="optional"/>
</complexType>
</element>

<simpleType name="nonNegativeDecimal">
  <restriction base="decimal">
    <minInclusive value="0" />
  </restriction>
</simpleType>
</schema>

```

Note that:

- we need to set `elementFormDefault="qualified"` to use the standard Namespace semantics
- the `nonNegativeDecimal` and `anycontent` definitions were not possible with DTD
- we choose to use a mix of global and local definitions
- as with the DTD version, we still cannot express that:
 - `unit` should only be allowed when `amount` is present
 - the `comment` element should be allowed to appear anywhere
 - nested `ingredient` elements should only be allowed when `amount` is absent

By inserting the following:

```

<collection xmlns="http://recipes.org"
  xmlns:xsi="http://www.w3.org/2001/XMLSchema-instance"
  xsi:schemaLocation="http://recipes.org recipes.xsd">
  ...
</collection>

```

into our recipe collection `recipes.xml`, we state that the document is intended to be valid according to `recipes.xsd`.

Problems with XML Schema

The general problem:

- it is generally **too complicated** (the spec is several hundred pages in a very technical language), so it is hard to use by non-experts - but many non-experts need schemas to describe intermediate data formats

also, the complicated design necessitates an incomprehensible specification style (example from Part 1, Section 3.3.1: "*{value constraint} establishes a default or fixed value for an element. If default is specified, and if the element being ·validated· is empty, then the canonical form of the supplied constraint value becomes the [schema normalized value] of the ·validated· element in the post-schema-validation infoset. If fixed is specified, then the element's content must either be empty, in which case fixed behaves as default, or its value must match the supplied constraint value.*", or from Section 3.3.4: "*If the item cannot be ·strictly assessed·, because neither clause 1.1 nor clause 1.2 above are satisfied, [Definition:] an element information item's schema validity may be laxly assessed if its ·context-determined declaration· is not skip by ·validating· with respect to the ·ur-type definition· as per Element Locally Valid (Type) (§3.3.4)."*)

Practical limitations of expressibility:

- cannot require specific **root element** (so extra information is required to validate even the simplest documents)
- when describing **mixed content**, the character data cannot be constrained in any way (not even a set of valid characters can be specified)
- **content and attribute declarations cannot depend on attributes or element context** (this was also listed as central a [problem of DTD](#))
 - a typical example that cannot be expressed (actually from the XML Schema spec which is packed with examples): "*'default' and 'fixed' may not both be present, and [...] if 'ref' is present, then all of <simpleType>, 'form' and 'type' must be absent*"
 - a solution to this would also eliminate the need for "nil values"
- it is **not 100% self-describing** (as a trivial example, see the previous point), even though that was an initial design requirement

- **defaults** cannot be specified separate from the declarations (this makes it hard to make families of schemas that only differ in the default values)
- **element defaults** can only be character data (not containing markup)

Technical problems:

- although it technically is namespace conformant, it does not seem to follow the **namespace** spirit (because of prefixes in attribute values + "unqualified locals")

The major source of complexity:

- the notion of "**type**" adds an extra layer of confusing complexity:
 - in instance documents, we have "elements" which have "element names"
 - in schemas, elements are described by "element definitions" which associate "element names" with "type names",
 - type definitions associate "type names" with "element descriptions" which describe the elements in the instance documents
 (and to cause further confusion, the XML 1.0 spec uses the term "element type" for the name of an element)
- **xsi:type** attributes are required in instance documents when derived types are being used in place of base types (then one might as well have defined a new element and used a substitution group)
- substitution groups and local declarations (with non-unique names) make it **difficult to look up the description of a given element**

Non-minimalistic design:

- substitution groups and type derivation seem to be different attempts to solve the same problems
- incorporation of **XPath** to express uniqueness and keys (neither uniqueness or keys are fundamental concepts for schemas, so dragging in a big language as XPath is overkill)
- the set of **built-in data types** is **not minimalistic** (a minimalistic set + some data type libraries would lower the learning burden)

- the use of **Perl-style regular expressions** violates the principle of using XML syntax to describe XML syntax

For other comments about the design of XML Schema, see for instance www.xml.com/pub/a/2000/07/05/specs/lastword.html and www.ibiblio.org/xql/tally.html.

Document Structure Description 2.0

- a successor to [DSD 1.0](#), a schema language developed in cooperation by [BRICS](#) and [AT&T Labs Research](#).

DSD is designed to:

- contain **few** and **simple** language constructs
- be **easy to understand**, also by non-XML-experts
- have **more expressive power** than other schema languages for most practical purposes

The central ideas in DSD 2.0:

- a schema consists of a list of **constraints**
- for every element in the instance document, all constraints are processed
- constraints can conditionally depend on the name, attributes, and context of the current element, and can contain sub-constraints
- constraints contain *allow* and *require* sections
- **allow** sections specify which content (sub-elements and character data) and attributes that are allowed for the current element
- **require** sections specify restrictions on content and attributes, such as order and number of occurrences
- character data and attribute values are described by **regular expressions**

Main benefits, compared to XML Schema:

- no notion of type, constraints are directly tied to element names
- easy to figure out the description of a given element (no subtyping, substitution groups, or local definitions)
- constraints can be hierarchical by depending on attribute values and element context
- DSD is 100% self-describing (so there is a *complete* "DSD for DSDs")
- lots of non-essential features are removed or reduced to more basic and general constructs

A draft spec for DSD 2.0 will be published within a few months. (DSD 1.0 was announced in November 1999.)

Example

A DSD 2.0 description of our [recipe collections](#):

```
<dsd xmlns="http://www.brics.dk/DSD/2.0"
      root="collection" namespace="http://recipes.org">

  <if><element name="collection"/>
    <allow>
      <element name="description"/>
      <element name="recipe"/>
    </allow>
    <require>
      <count number="1"><element name="description"/></count>
    </require>
  </if>

  <if><element name="description"/>
    <constraint ref="anycontent"/>
  </if>

  <if><element name="recipe"/>
    <allow>
      <element name="title"/>
      <element name="ingredient"/>
      <element name="preparation"/>
      <element name="comment"/>
      <element name="nutrition"/>
    </allow>
    <require>
      <count number="1">
        <element name="title"/>
        <element name="preparation"/>
        <element name="nutrition"/>
      </count>
      <count max="1">
        <element name="comment"/>
      </count>
    </require>
    <order>
      <element name="title"/>
      <element name="ingredients"/>
      <element name="preparation"/>
    </order>
  </if>
</dsd>
```

```

        <element name="nutrition"/>
    </order>
</require>
</if>

<if><element name="ingredient"/>
    <allow>
        <attribute name="name"/>
        <attribute name="amount">
            <union>
                <string value="*"/>
                <stringtype ref="number"/>
            </union>
        </attribute>
        <attribute name="unit"/>
    </allow>
    <require>
        <attribute name="name"/>
    </require>
    <if><not><attribute name="amount"/></not>
        <require>
            <not><attribute name="unit"/></not>
        </require>
        <allow>
            <element name="ingredient"/>
            <element name="preparation"/>
        </allow>
        <require>
            <count min="1">
                <element name="ingredient"/>
                <element name="preparation"/>
            </count>
        </require>
    </if>
</if>

<if><element name="preparation"/>
    <allow>
        <element name="step"/>
    </allow>
</if>

<if>
    <or>
        <element name="step"/>

```



```

    <element name="comment"/>
    <element name="title"/>
</or>
<allow>
    <chardata/>
</allow>
</if>

<if><element name="nutrition"/>
    <allow>
        <attribute name="protein">
            <stringtype ref="number"/>
        </attribute>
        <attribute name="carbohydrates">
            <stringtype ref="number"/>
        </attribute>
        <attribute name="fat">
            <stringtype ref="number"/>
        </attribute>
        <attribute name="calories">
            <stringtype ref="number"/>
        </attribute>
        <attribute name="alcohol">
            <stringtype ref="number"/>
        </attribute>
    </allow>
    <require>
        <attribute name="protein"/>
        <attribute name="carbohydrates"/>
        <attribute name="fat"/>
        <attribute name="calories"/>
    </require>
</if>

<stringtype id="digits">
    <repeat min="1">
        <char from="0" to="9"/>
    </repeat>
</stringtype>

<stringtype id="number">
    <sequence>
        <stringtype ref="digits"/>
    </optional>
    <sequence>

```

```
        <string value="."/>
        <stringtype ref="digits"/>
    </sequence>
</optional>
</sequence>
</stringtype>

<constraint id="anycontent">
    <allow>
        <anyelement/>
        <chardata/>
    </allow>
</constraint>

</dsd>
```

Notice in particular:

- the **hierarchical constraint** in the description of **ingredient**
- it seems verbose, but the constraint model makes it easy to add new constraints, e.g. to **allow** a new attribute and **require** restrictions on its use
- modular definitions of two stringtypes and a constraint
- a simple use of namespaces
- it is intuitive and human-readable (if you are used to looking at XML documents :-)

This DSD is **more precise** than the [DTD](#) and the [XML Schema](#) descriptions.

One can check that this is indeed a DSD by validating it with the [meta-DSD](#).

Constraints

- a closer look at the central DSD 2.0 construct

Example:

```
<if><element name="collection"/>
  <allow>
    <element name="description"/>
    <element name="recipe"/>
  </allow>
  <require>
    <count number="1"><element name="description"/></count>
  </require>
</if>
```

Constraints can be:

- **if** constraints, constraints guarded by expressions over element properties
- **allow** sections, declaring which attributes and content an element may have
- **require** sections, containing boolean expressions over element properties that are required to hold
- **option** sections, containing optional **allows** and **requires**
- **default** attributes and content
- **whitespace** specifications

(**option**, **default**, and **whitespace** are not shown in the example.)

Constraints can be **defined** (given an ID for reference) to support modularity, as e.g. **anycontent** in the [full example](#).

Stringtypes

Attributes and character data is described by **stringtypes** which are **regular expressions** over the Unicode alphabet.

Stringtypes can be built from:

- constant strings
- character sets
- sequencing
- union
- iteration
- ...

As with constraints, stringtypes can be **defined** for modularity.

Example:

```
...
  <union>
    <string value="*" />
    <stringtype ref="number" />
  </union>
...

<stringtype id="digits">
  <repeat min="1">
    <char from="0" to="9" />
  </repeat>
</stringtype>

<stringtype id="number">
  <sequence>
    <stringtype ref="digits" />
    <optional>
      <sequence>
        <string value="." />
        <stringtype ref="digits" />
      </sequence>
    </optional>
  </sequence>
</stringtype>
```

```
</stringtype>
```

Libraries of common stringtypes can be made with the import feature described [later...](#)

Expressions

Boolean logic for expressing properties of elements:

- attribute presence and values
- sub-element occurrences and order
- chardata values

combined with `and`, `or`, `not`, `impl`, etc.

Example:

```
<or>
  <and>
    <attribute name="foo"/>
    <element name="bar"/>
    <not><chardata/></not>
  </and>
  <chardata>
    <stringtype ref="number"/>
  </chardata>
</or>
```

means: "either there is a `foo` attribute, a `bar` sub-element, and no chardata, or there is chardata and it contains a number."

Expressions are used both as **conditions** in conditional constraints and as **requirements** (in `require`).

As with the other syntactic categories, expressions can be **defined** for modularity.

Inclusion and extension

To enhance **reusability**, **maintainability**, and **readability**, DSD descriptions can consist of **several XML documents**.

DSD 2.0 simply relies on [XInclude](#) for composing DSD fragments into complete specifications. (However, full XPointer is not used - only simple URLs that denote whole documents.)

This, combined with the constraint model, makes it easy to write **modular specifications**, **reuse and extend existing schemas**, and create **families of related schemas**.

Links to more information

www.w3.org/TR/xmlschema-0

XML Schema Part 0: Primer (a non-normative introduction)

www.w3.org/TR/xmlschema-1

XML Schema Part 1: Structures

www.w3.org/TR/xmlschema-2

XML Schema Part 2: Datatypes

www.brics.dk/DSD

the DSD 1.0 homepage

www.oasis-open.org/cover/schemas.html

Robin Cover's XML schema information

www.xml.com/pub/1999/12/dtd

XML.com article on schema languages

www.xml.com/pub/a/2000/11/29/schemas/part1.html

XML.com introduction to XML Schema

www.xfront.com/BestPracticesHomepage.html

"best practices" of XML Schema

www.ibiblio.org/xml/books/bible2/chapters/ch24.html

chapter from "XML Bible" on XML Schema

www.xmlhack.com/read.php?item=1097

"W3C XML Schema still has big problems", article on <?xmlhack?>

www.cobase.cs.ucla.edu/tech-docs/dongwon/ucla-200008.html

"Comparative Analysis of Six XML Schema Languages"

www.redrice.com/schemavalid/faq/xml-schema.html

XML Schema FAQ

xml.apache.org

Apache's Xerces parser and validator

XLink, XPointer, and XPath

- linking and addressing

Overview:

- [XLink, XPointer, and XPath](#) - three layers of languages

XLink:

- [Problems with HTML links](#) - why do we need something new?
- [The XLink linking model](#) - a generalization of HTML links
- [An example](#) - a link between two remote resources
- [Linking elements](#) - defining links
- [Behavior](#) - **show** and **actuate**
- [Simple vs. Extended links](#) - compatibility issues

XPointer, Part I - using XPointer in XLink:

- [XPointer: Why, what, and how?](#) - introduction
- [XPointer vs. XPath](#) - what is the difference
- [XPointer fragment identifiers](#) - the structure of an XPointer

XPath:

- [Location paths](#) - the central construct
- [Location steps](#) - expressing node-sets
 - [Axes](#) - selecting candidates
 - [Node tests](#) - initial filtration
 - [Predicates](#) - fine-grained filtration
- [Expressions](#) - a little expression language
- [Core function library](#) - the built-in functions
- [Abbreviations](#) - convenient notation
- [XPath visualization](#) - a useful tool
- [XPath examples](#) - continuing the recipe example

XPointer, Part II - how XPointer uses XPath:

- [Context initialization](#) - filling out the gap between XPath and XLink
- [Extra XPointer features](#) - generalizing XPath

Selected links:

- [Tools](#)
- [Links to more information](#)

XLink, XPointer, and XPath

- imagine a Web without links...

Three layers:

- **XLink**
 - a **generalization of the HTML link concept**
 - higher abstraction level (intended for **general XML** - not just hypertext)
 - more **expressive power** (multiple destinations, special behaviors, linkbases, ...)
 - uses XPointer to locate resources
- **XPointer**
 - an **extension of XPath** suited for linking
 - specifies connection between XPath expressions and URIs
- **XPath**
 - a declarative language for **locating nodes and fragments** in XML trees
 - used in both XPointer (for **addressing**), XSL (for **pattern matching**), XML Schema (for **uniqueness and scope descriptions**), and XQuery (for **selection and iteration**)

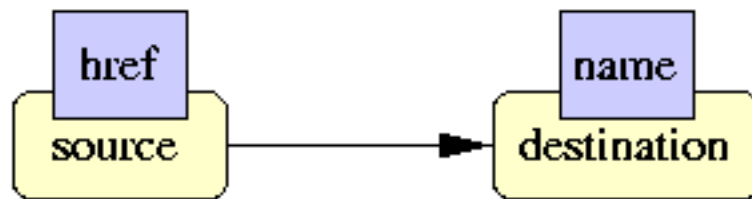
These technologies are standardized but not all widely implemented yet.

XQuery vs. XPointer/XPath? Reminiscent, but very different goals:

- XQuery: SQL-like database queries
- XPointer/XPath: robust addressing into known information

Problems with HTML links

The HTML link model:



Construction of a hyperlink:

- `` is placed at the destination
- `` is placed at the source

Problems when using the HTML model for general XML:

- Link recognition:
 - in HTML, links are recognized by element names (`a`, `img`, ..)
 - we want a *generic XML solution*
 - the "semantics" of a link is defined in the HTML specification
 - we want to identify abstract semantic features, e.g. *link actuation*
- Limitations:
 - an anchor must be placed at every link destination (problem with read-only documents)
 - we want to express *relative locations* (XPointer!)
 - the link definition must be at the same location as the link source (outbound)
 - we want *inbound* and *third-party* links
 - only individual nodes can be linked to
 - we want links to whole *tree fragments*
 - a link always has one source and one destination
 - we want links with *multiple sources and destinations*

The usual point: *generic solutions allow generic tools!*

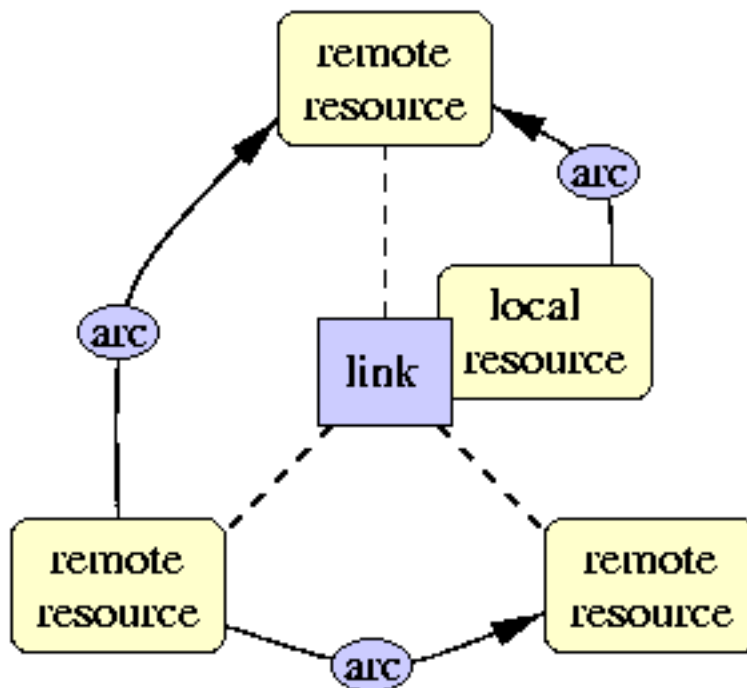
The XLink linking model

Basic XLink terminology:

Link: explicit relationship between two or more resources.

Linking element: an XML element that asserts the existence and describes the characteristics of a link.

Locator: an identification of a remote resource that is participating in the link.



One **linking element** defines a set of traversable **arcs** between some **resources**.

A **local resource** comes from the linking element's own content.

Outbound: the *source* is a local resource

Inbound: the *destination* is a local resource

Third-party: none of the resources are local

Third-party links can be used to construct shared link bases for browsers.

An example

A linking element defining a third-party "extended" link involving two remote resources:

```
<mylink xmlns:xlink="http://www.w3.org/1999/xlink" xlink:type="extended">
  <myresource xlink:type="locator"
    xlink:href="students.xml#Fred" xlink:label="student"/>
  <myresource xlink:type="locator"
    xlink:href="teachers.xml#Joe" xlink:label="teacher"/>
  <myarc xlink:type="arc"
    xlink:from="student" xlink:to="teacher"/>
</mylink>
```

- the namespace `http://www.w3.org/1999/xlink` is used to recognize XLink information in general XML documents
 - the namespace often (but not necessarily) uses namespace prefix `xlink`
 - **host language**: elements and attributes *not* belonging to this namespace are ignored by XLink processors
 - all XLink information is defined in attributes (in host language elements)
- `xlink:type="extended"` indicates a linking element
- `xlink:type="locator"` locates a remote resource
- `xlink:type="arc"` defines traversal rules

A powerful example application of general XLinks:

Using third-party links and a smart browser, a group of people can annotate Web pages with "post-it notes" for discussion - without having write access to the pages. They simply need to agree on a set of URIs to XLink link bases defining the annotations. The smart XLink-aware browser lets them select parts of the Web pages (as XPointer ranges), comment the parts by creating XLinks to a small XHTML documents, view each other's comments, place comments on comments, and perhaps also aid in structuring the comments.

Linking elements

- defining links

All elements with XLink information contain an `xlink:type` attribute.

- a general **linking element** is defined using an `xlink:type="extended"` attribute; this element can contain the following:
- a **local resource** is defined with `xlink:type="resource"`
- a **remote resource** is defined with `xlink:type="locator"` and with an `xlink:href` attribute (an XPointer expression locating the resource)
- **arcs** (traversal rules) are defined with `xlink:type="arc"`:
 - both `"resource"` and `"locator"` elements can have `xlink:label` attributes
 - an arc element has an `xlink:from` and an `xlink:to` attribute
 - the `"arc"` element defines a set of arcs: from each resource having the `from` label to each resource having the `to` label

(Note the confusing terminology: a *resource* is defined either by a `"resource"` element or by a `"locator"` element.)

XPointer is described [later](#) - just think of XPointer expression as URIs for now...

Behavior

- link semantics

Arcs can be annotated with abstract behavior information using the following attributes:

xlink:show - what happens when the link is activated?

Possible values:

embed

insert the presentation of the target resource (the one at the end of the arc) in place of the source resource (the one at the beginning of the arc, where traversal was initiated) (example: as images in HTML)

new

*display the target resource some other place without affecting the presentation of the source resource (example: as **target="_blank"** in an HTML link)*

replace

replace the presentation of the resource containing the source with a presentation of the destination (example: as normal HTML links)

other

behavior specified elsewhere

none

no behavior is specified

xlink:actuate - when is the link activated?

Possible values:

onLoad

traverse the link immediately when recognized (example: as HTML images)

onRequest

traverse when explicitly requested (example: as normal HTML links)

other

behavior specified elsewhere

none

no behavior is specified

Note: these notions of link behavior are rather abstract and do not make sense for all applications.

Semantic attributes: describe the meaning of link resources and arcs

xlink:title

provide human readable descriptions (also available as

xlink:type="title" to allow markup)

xlink:role and **xlink:arcrole**

URI references to descriptions

Simple vs. Extended links

- for compatibility and simplicity

Two kinds of links:

- **extended** - the general ones we have seen so far
- **simple** - a restricted version of extended links: only for **two-ended outbound** links (enough for HTML-style links)

Convenient shorthand notation for simple links:

```
<mylink xlink:type="simple" xlink:href="..." xlink:show="..." .../>
```

is equivalent to:

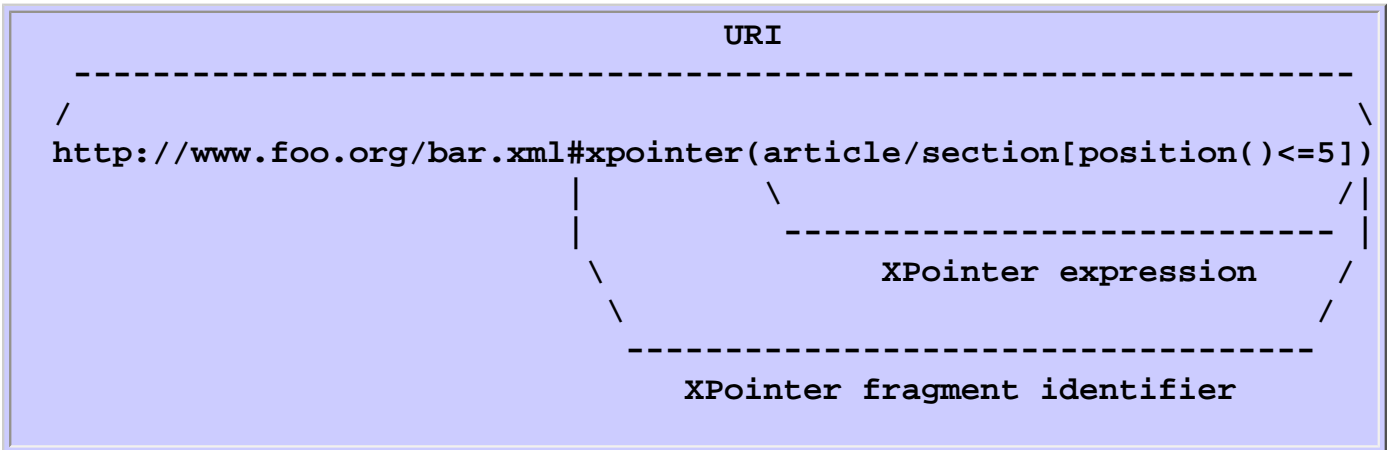
```
<mylink xlink:type="extended">
  <myresource xlink:type="resource"
    xlink:role="local"/>
  <myresource xlink:type="locator"
    xlink:role="remote" xlink:href="..." />
  <myarc xlink:type="arc"
    xlink:from="local" xlink:to="remote" xlink:show="..." .../>
</mylink>
```

Many XLink properties (e.g. `xlink:type` and `xlink:show`) can conveniently be specified as defaults in the schema definition!

XPointer: Why, what, and how?

- an **extension of XPath** which is **used by XLink** to locate remote link resources
- **relative addressing**: allows links to places with no anchors
- **flexible and robust**: XPointer/XPath expressions often survive changes in the target document
- can point to **substrings in character data** and to whole **tree fragments**

Example of an XPointer:



(points to the first five section elements in the article root element.)

In HTML, fragment identifiers may denote anchor IDs - XPointer generalizes that.

XPointer vs. XPath

XPointer is based upon XPath:

- an XPointer expression is **basically the same** as an XPath expression
- XPath says nothing about **URIs**; XPointer specifies that connection
- an XPath expression is evaluated wrt. a **context**; XPointer specifies this context
- XPointer **adds some features** not available in XPath

XPointer fragment identifiers

An *XPointer fragment identifier* (the substring to the right of # in the URI) is either

- the value of some **ID** attribute in the document (ID attributes are specified by the schema),
- a sequence of element numbers denoting the **path** from the root to an element (e.g. /1/27/3), or
- a sequence of the form

```
xpointer(...) xpointer(...) ...
```

containing a list (typically of length 1) of **XPointer expressions**.

Each expression is evaluated in turn, and the first where evaluation succeeds is used. (This allows alternative pointers to be specified thereby increasing robustness.)

Next: We will now look into **XPath** and then later describe what additional features XPointer adds to XPath...

XPath: Location paths

XPath is a declarative language for:

- **addressing** (used in **XLink/XPointer** and in **XSLT**)
- **pattern matching** (used in **XSLT** and in **XQuery**)

The central construct is the **location path**, which is a sequence of **location steps** separated by /, e.g.:

```
child::section[position()<6] / descendant::cite / attribute::href
```

selects all `href` attributes in `cite` elements in the first 5 `sections` of an article document.

- a **location step** is evaluated wrt. some context resulting in a set of nodes
- a **location path** is evaluated *compositionally, left-to-right*, starting with some initial context
 - location paths resemble operating system *directory paths*
 - each node resulting from evaluation of one step is used as context for evaluation of the next, and the results are unioned together

A **context** consists of:

- a context **node**
- a context **position** and **size** (two integers)
- **variable bindings**, a **function library**, and a set of **namespace declarations**

Initial context: defined externally (e.g. by XPointer, XSLT, or XQuery).

Location paths can be prefixed with / to use the document root as initial context node!

Note: in the XPath data model, the XML document tree has a special **root node** above the root element.

There is a strong analogy to directory paths (in UNIX). As an example, the directory path `*/d/*.txt` selects a set of files, and the location path `*/d/*[@ext="txt"]` select a set of XML elements.

Location steps

A single **location step** has the form

axis :: *node-test* [*predicate*]

- The **axis** selects a rough set of *candidate nodes* (e.g. the child nodes of the context node).
- The **node-test** performs an **initial filtration** of the candidates based on their
 - *types* (chardata node, processing instruction, etc.), or
 - *names* (e.g. element name).
- The **predicates** (zero or more) cause a further, potentially more complex, filtration. Only candidates for which the predicates evaluate to *true* are kept.

The candidates that survive the filtration constitute the *result*.

This structure of location steps makes implementation rather easy and **efficient**, since the complex predicates are only evaluated on relatively few nodes.

The example from before:

```
child::section[position()<6] / descendant::cite / attribute::href
```

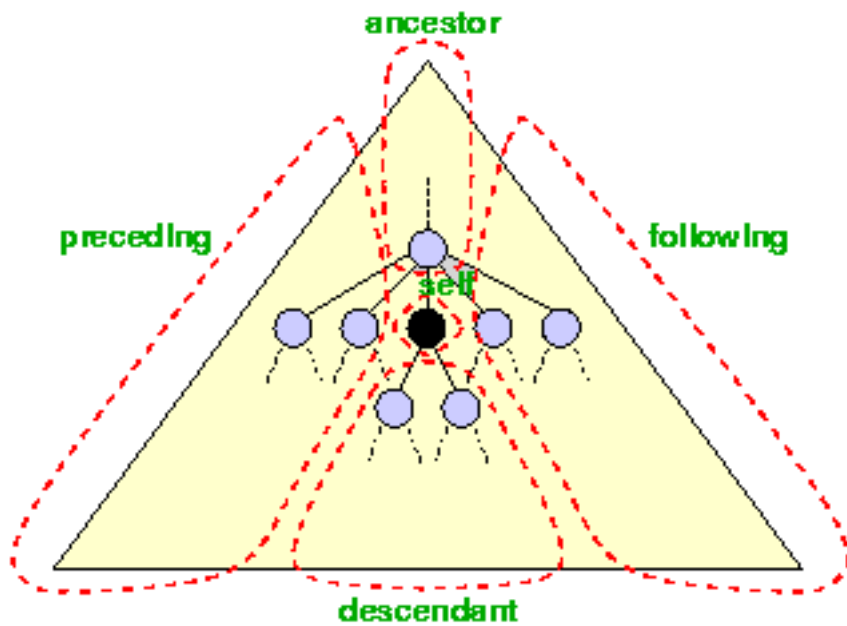
selects all **href** attributes in **cite** elements in the first 5 **sections** of an article document.

Axes

Available axes:

child	the children of the context node
descendant	all descendants (children, childrens children, ...)
parent	the parent (empty if at the root)
ancestor	all ancestors from the parent to the root
following-sibling	siblings to the right
preceding-sibling	siblings to the left
following	all following nodes in the document, excluding descendants
preceding	all preceding nodes in the document, excluding ancestors
attribute	the attributes of the context node
namespace	namespace declarations in the context node
self	the context node itself
descendant-or-self	the union of descendant and self
ancestor-or-self	the union of ancestor and self

Note that **attributes** and **namespace declarations** are considered a special kind of nodes here.



Some of these axes assume a **document ordering** of the tree nodes. The ordering is the **left-to-right preorder** traversal of the document tree - which is the same as the order in the textual representation.

The resulting sets are **ordered** intuitively, either **forward** (in document order) or **reverse** (reverse document order).

For instance, **following** is a forward axis, and **ancestor** is a reverse axis.

(Frustratingly, each technology uses a slightly different tree model...)

Node tests

Testing by node **type**:

<code>text()</code>	chardata nodes
<code>comment()</code>	comment nodes
<code>processing-instruction()</code>	processing instruction nodes
<code>node()</code>	all nodes (not including attributes and namespace declarations)

Testing by node **name**:

<i>name</i>	nodes with that name
*	any node

Warning: There is a **bug in the XPath spec!** Default namespaces are required to be handled incorrectly, so, if using Namespaces together with XPath (or XSLT), all elements must have an explicit prefix.

Predicates

- expressions coerced to type *boolean*

A predicate filters a node-set by evaluating the predicate expression on each node in the set with

- that node as the **context node**,
- the size of the node-set as the **context size**, and
- the position of the node in the node-set wrt. the axis ordering as the **context position**.

Example:

```
child::section[position()<6] / descendant::cite[attribute::href="there"]
```

selects all `cite` elements with `href="there"` attributes in the first 5 sections of an article document.

(Compare with the [earlier example](#).)

Expressions

Available types:

- **node-set** (set of nodes)
- **boolean** (true or false)
- **number** (floating point)
- **string** (Unicode text)

An **expression** can be:

- a constant, e.g. "..."
- a variable: $\$variable$
- a function call: $function (arguments)$
- a boolean expression: **or**, **and**, **=**, **!=**, **<**, **>**, **<=**, **>=** (standard precedence, all left associative)
- a numerical expression: **+**, **-**, *****, **div**, **mod**
- a node-set expression (using **location paths!**): **|** (set union)

Coercion may occur at function arguments and when expressions are used as predicates.

Variables and functions are evaluated using the context.

Core function library

Node-set functions:

last() returns the context size
position() returns the context position
count(*node-set*) number of nodes in node-set
name(*node-set*) string representation of first node in node-set
... ..

String functions:

string(*value*) type cast to string
concat(*string, string, ...*) string concatenation
... ..

Boolean functions:

boolean(*value*) type cast to boolean
not(*boolean*) boolean negation
... ..

Number functions:

number(*value*) type cast to number
sum(*node-set*) sum of number value of each node in node-set
... ..

- see the XPath specification for the complete list.

Abbreviations

Syntactic sugar: convenient notation for common situations

Normal syntax

`child::`

`attribute::`

`/descendant-or-self::node()/` `//`

`self::node()`

`parent::node()`

Abbreviation

nothing (so `child` is the default axis)

`@`

`//`

`.` (useful because location paths starting with `/` begin evaluation at the root)

`..`

Example:

```
././@href
```

selects all `href` attributes in descendants of the context node.

Furthermore, the **coercion rules** often allow compact notation, e.g.

```
foo[3]
```

refers to the third `foo` child element of the context node (because `3` is coerced to `position()=3`).

XPath visualization

Using Explorer 6 or an [updated](#) version of Explorer 5 it is easy to experiment with XPath expressions.

The [XPath Visualizer](#) provides an interactive XPath evaluator that additionally visualizes the resulting node set ([online installation](#)).

This tool is implemented as an ordinary HTML page that makes heavy use of XSLT and JavaScript.

XPath examples

The following XPath expressions point to sets of nodes in the [recipe collection](#):

"The amounts of flour being used":

```
//ingredient[@name="flour"]/@amount  
4  
0.5  
3  
0.25
```

"The ingredients of which half a cup are used":

```
//ingredient[@amount='0.5' and @unit='cup']/@name  
grated Parmesan cheese  
shredded mozzarella cheese  
shortening  
flour  
orange juice
```

"The second step in preparing *stock* for *Cailles en Sarcophages*":

```
//ingredient[@name="stock"]/preparation/step[position()=3]/text()  
When the liquid is relatively clear, add the carrots, celery, whole onion,  
bay leaf, parsley, peppercorns and salt. Reduce the heat, cover and let  
simmer at least 2 hours to make a hearty stock.
```


XPointer: Context initialization

An XPointer is basically an XPath expression occurring in a URI.

When evaluated, the **initial context** is defined as follows:

- the **context node** is the root node of the document
- the **context position** and **size** are both 1 (because the root has no siblings)
- the **variable bindings** are empty (variables are not used by XPointer)
- the **function library** consists of the core XPath functions + a few extra functions
- the **namespace declarations** are set as follows:

```
xmlns(myprefix=http://mynamespace.org) xpointer(...)
```

Warning: several levels of **character escaping** occur when using XPointer in XML documents

- in XPointer, unbalanced parentheses must be escaped, e.g. ^)
- in URIs, many characters must be escaped, e.g. %20
- in XML attribute values, quotes, ampersand, etc. must be escaped, e.g. <

Extra XPointer features

XPointer provides a more **fine-grained addressing** than XPath.

- Instead of just *nodes*, XPointers address **locations**, which can be *nodes*, *points*, or *ranges*.
- A **point** can represent the location preceding or following any *individual character* in e.g. *chardata* nodes.
The special node test
`point()`
selects the set of points of a node.
- A **range** consists of two points in the same document, and is specified using a special **range-to** location step construct.
- XPointer provides some **extra functions**:

<code>here()</code>	get location of element containing current XPointer
<code>origin()</code>	get location where user initiated link traversal
<code>start-point(location-set)</code>	get start point of location set
<code>string-range(...)</code>	find matching substrings
<code>...</code>	

Example:

```
/descendant::text()/point()[position()=0]
```

selects the locations right before the first character of all character data nodes in the document.

Example:

```
/section[1] / range-to(/section[3])
```

selects everything from the beginning of the first **section** to the end of the third.

Tools

Kinds of tools supporting XLink/XPointer:

- browsers
- parsers
- link bases

but XLink is still not widely implemented yet.

www.labs.fujitsu.com/free/HyBrick/en

the HyBrick browser

www.stepuk.com/products/prod_X2X.asp

the X2X link base

pages.wooster.edu/ludwigj/xml

the Link browser

XPath is primarily implemented as part of [XSLT processors](#).

www.246.ne.jp/~kamiya/pub/XPath4XT.html

XPath processor for Java

Links to more information

www.w3.org/TR/xlink

W3C's XLink Recommendation

www.w3.org/TR/xptr

W3C's XPointer Working Draft

www.w3.org/TR/xpath

W3C's XPath Recommendation

www.stg.brown.edu/~sjd/xlinkintro.html

a brief introduction to XML linking

www.ibiblio.org/xml/books/bible2/chapters/ch19.html

a chapter from "The XML Bible" on XLink

www.ibiblio.org/xml/books/bible2/chapters/ch20.html

a chapter from "The XML Bible" on XPointer (and XPath)

XSL and XSLT

- stylesheets and document transformation

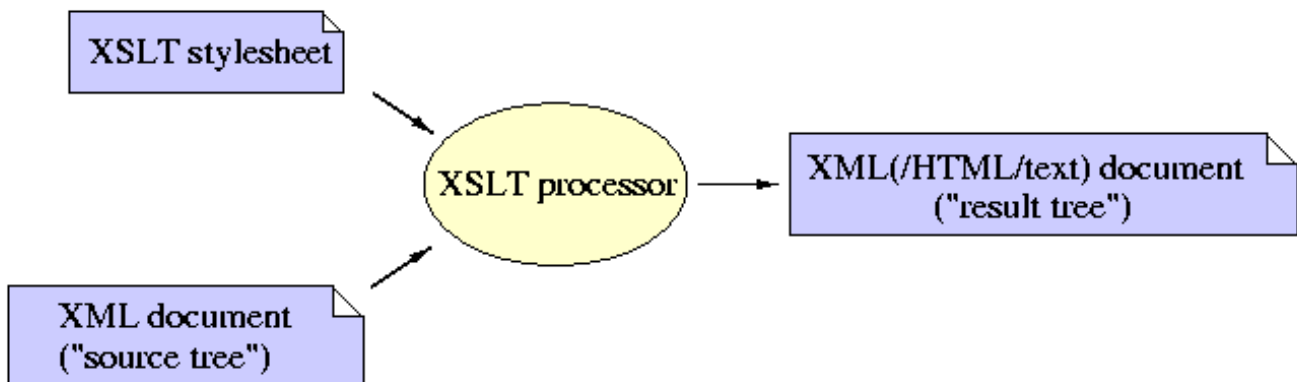
- [XSLT - XSL Transformations](#) - an overview
- [Processing model](#) - the basic ideas
- [Structure of a stylesheet](#) - how does it look
- [A tiny example](#) - from business-card-markup-language to XHTML
- [A CSS example](#) - trying to make do with CSS
- [Patterns](#) - using XPath for pattern matching
- [Templates](#) - constructing result tree fragments
 - [Literal result fragments](#)
 - [Recursive processing](#)
 - [Computed result fragments](#)
 - [Conditional processing](#)
 - [Sorting](#)
 - [Numbering](#)
 - [Variables and parameters](#)
 - [Keys](#)
- [Other issues](#) - things not covered here
- [XSL Formatting Objects](#) - fine-grained layout control
- [Examples](#) - continuing the recipe example
- [Different views](#) - producing different views of the same data
- [Links to more information](#)

XSLT - XSL Transformations

XSL (eXtensible **S**tylesheet **L**anguage) consists of two parts:

1. *XSL Transformations (XSLT)*, and
 2. *XSL Formatting Objects (XSL-FO)*.
- a stylesheet separates **contents and logical structure** from **presentation** (as with [CSS](#))
 - an **XSLT stylesheet** is an XML document defining a **transformation** from one class of XML documents into another
 - XSLT is **not** intended as a completely general-purpose XML transformation language - it is designed for **XSL Formatting Objects** as transformation target language - nevertheless: XSLT is generally useful
 - **XSL-FO** is an XML language for specifying formatting in a more low-level and detailed way than possible with HTML+CSS

The basic idea of XSLT:



An XSLT stylesheet:

- is **declarative** and uses **pattern matching** and **templates** to specify the transformation
- is vastly more **expressive** than a CSS stylesheet
- may perform arbitrary **computations** (it is Turing complete!)

Tools:

- XSLT transformation can be done either on the **client** (e.g. Explorer 5), or on the **server** (e.g. [Apache Xalan](#)) - either as **pre-processing** or **on-the-fly**
- in the future, Web browsers **only need to understand XSLT and XSL-FO** (rendering HTML/XHTML can be done using a standard stylesheet)
- today, the target language is typically **XHTML** which is understood by current browsers
- XSLT is widely implemented - XSL-FO is not yet...

Processing model

An XSLT stylesheet consists of a number of **template rules**:

template rule = pattern + template

For a given input XML document, the output is obtained as follows:

- the **source tree** is processed by processing the root node
- a single **node** is processed by:
 1. **finding** the template rule with the best matching pattern
 2. **instantiating** its template (creates result fragment + continues processing recursively)
- a **node list** is processed by processing each node in order and concatenating the results

Structure of a stylesheet

An XSLT stylesheet is itself an XML document:

```
<xsl:stylesheet xmlns:xsl="http://www.w3.org/1999/XSL/Transform" version="1.0"
  xmlns="...">
  .
  .
  .
  <xsl:template match="pattern"> \
    template > a template rule
  </xsl:template> /
  .
  . <- other top-level elements
  .
</xsl:stylesheet>
```

The namespace `http://www.w3.org/1999/XSL/Transform` is used to recognize the XSLT elements; elements from other namespaces constitute *literal result fragments*.

A document may refer to a stylesheet using the processing instruction:

```
<?xml-stylesheet type="text/xsl" href="foo.xsl"?>
```

Newer browsers contain an XSLT processor. (Older versions of Explorer 5 require an [update](#).)

A tiny example

The following XSLT stylesheet transforms XML business cards into XHTML:

```
<xsl:stylesheet xmlns:xsl="http://www.w3.org/1999/XSL/Transform" version="1.0"
  xmlns="http://www.w3.org/1999/xhtml">
  <xsl:template match="card">
    <html>
      <head>
        <title><xsl:value-of select="name/text()"/></title>
      </head>
      <body bgcolor="#ffffff">
        <table border="3">
          <tr>
            <td>
              <xsl:apply-templates select="name"/><br/>
              <xsl:apply-templates select="title"/><p/>
              <tt><xsl:apply-templates select="email"/></tt><br/>
              <xsl:if test="phone">
                Phone: <xsl:apply-templates select="phone"/><br/>
              </xsl:if>
            </td>
            <td>
              <xsl:if test="logo">
                
              </xsl:if>
            </td>
          </tr>
        </table>
      </body>
    </html>
  </xsl:template>

  <xsl:template match="name">
    <xsl:value-of select="text()"/>
  </xsl:template>

  <xsl:template match="title">
    <xsl:value-of select="text()"/>
  </xsl:template>

  <xsl:template match="email">
    <xsl:value-of select="text()"/>
  </xsl:template>

  <xsl:template match="phone">
    <xsl:value-of select="text()"/>
  </xsl:template>
</xsl:stylesheet>
```

The transformation applied to the business card:

```
<card>
  <name>John Doe</name>
  <title>CEO, Widget Inc.</title>
  <email>john.doe@widget.com</email>
  <phone>(202) 555-1414</phone>
  <logo url="widget.gif"/>
</card>
```

looks like:



A CSS example

The following CSS stylesheet also makes business cards visible in the browser:

```
card { background-color: #cccccc; border: none; width: 300;}
name { display: block; font-size: 20pt; margin-left: 0; }
title { display: block; margin-left: 20pt;}
email { display: block; font-family: monospace; margin-left: 20pt;}
phone { display: block; margin-left: 20pt;}
```

The transformation applied to the business card:

```
<card>
  <name>John Doe</name>
  <title>CEO, Widget Inc.</title>
  <email>john.doe@widget.com</email>
  <phone>(202) 555-1414</phone>
  <logo url="widget.gif"/>
</card>
```

looks like:

John Doe

CEO, Widget Inc.

john.doe@widget.com

(202) 555-1414

CSS is very limited compared to XSLT:

- attributes are invisible (like the URL attribute in `logo`)
- information cannot be rearranged
- no real computation is possible
- the target cannot be another XML language

The [CSS2](#) language has some XML extensions, but is not supported by existing browsers.

Patterns

Patterns are simple [XPath expressions](#) evaluating to **node-sets**.

A node **matches** a pattern if:

the node is member of the result of **evaluating** the pattern with respect to **some** context.

Operationally, a pattern matching is probably best evaluated backwards (from right to left).

Recall the structure of XPath node-set expressions:

pattern: *location path* | ... | *location path*

location path: */ step/ ... // ... / step*

step: *axis nodetest predicate*

- a pattern is a set of XPath [location paths](#) separated by | (union)
- restrictions: only the **child** (default) and **attribute** (@) axes are allowed here
- extensions: the location paths may start with **id(...)** or **key(...)**

A simple example is:

```
match="section/subsection | appendix//subsection"
```

which matches **subsection** elements occurring either as child elements of **section** elements or as descendants of **appendix** elements.

Templates

There are many different kinds of template constructs:

- literal result fragments
- recursive processing
- computed result fragments
- conditional processing
- sorting
- numbering
- variables and parameters
- keys

Literal result fragments

A literal result fragment is:

- a text constant (character data)
- an element not belonging to the XSL namespace
- `<xsl:text ...> ... </...>` (as raw text, but with white-space and character escaping control)
- `<xsl:comment> ... </...>` (inserts a comment `<!--...-->`)

Since literal fragments are part of the stylesheet XML document, only well-formed XML will be generated.

Example:

```
<xsl:template match="...">  
  this text is written directly to output  
</xsl:template>
```

Recursive processing

Recursive processing instructions:

- `<xsl:apply-templates select="node-set expression" .../>`
apply pattern matching and template instantiation on selected nodes (default: all children)
- `<xsl:call-template name="..."/>`
invoke template by name (where `xsl:template` has `name="..."` attribute)
- `<xsl:for-each select="node-set expression"> template </...>`
instantiate inlined template for each node in node-set (document order by default)
- `<xsl:copy> template </...>`
copy current node to output and apply template
- `<xsl:copy-of select="..."/>`
copy selected nodes to output

The value of a `select` attribute is an **XPath expression** evaluated in the current context.

Example:

```
<xsl:template match="article">
  <h1><xsl:apply-templates select="title"/></h1>
</xsl:template>
```

Processing modes: `mode="..."` on `xsl:template` and `xsl:apply-templates` allows an element to be processed multiple times in different ways.

Computed result fragments

Result fragments can be computed using XPath expressions:

- `<xsl:element name="..." namespace="..."> ... </...>`
construct an element with the given name, attributes, and contents
- `<xsl:attribute name="..." namespace="..."> ... </...>`
construct an attribute (inside `xsl:element`)
- `<xsl:value-of select="..."/>`
construct character data or attribute value (expression converted to string)
- `<xsl:processing-instruction name="..."> ... </...>`
construct a processing instruction

The attributes may contain `{expression}`: XPath expressions which are **evaluated** (and coerced to string) on instantiation.

Example:

```
<xsl:template match="section">
  <xsl:element name="sec{@level}">
    <xsl:attribute name="kind">
      <xsl:value-of select="kind"/>
    </xsl:attribute>
  </xsl:element>
</xsl:template>
```

This template rule converts
`<section level="3"><kind>intro</kind></section>` into
`<sec3 kind="intro"/>`.

Conditional processing

Processing can be conditional:

- `<xsl:if test="expression"> ... </...>`
apply template if expression (coerced to boolean) evaluates to true
- `<xsl:choose>`
 - `<xsl:when test="expression"> ... </...>`
 - ...
 - `<xsl:otherwise> ... </...>``</...>`
test conditions in turn, apply template for the first that is true

Example:

```
<xsl:template match="nutrition">
  <xsl:if test="@alcohol">
    <td align="right"><xsl:value-of select="@alcohol"/>%</td>
  </xsl:if>
</xsl:template>
```

Sorting

Sorting chooses an order for `xsl:apply-templates` and `xsl:for-each` (default: document order):

- `<xsl:sort select="expression" .../>`;
a sequence of `xsl:sort` elements placed in `xsl:apply-templates` or `xsl:for-each` defines a lexicographic order

Some extra attributes:

- `order="ascending/descending"`
- `lang="..."`
- `data-type="text/number"`
- `case-order="upper-first/lower-first"`

Example:

```
<xsl:template match="personlist">
  <xsl:apply-templates select="person">
    <xsl:sort select="name/family"/>
    <xsl:sort select="name/given"/>
  </xsl:apply-templates>
</xsl:template>
```

This template rule processes a list of persons, sorted with family name as primary key and given name as secondary key.

Numbering

- for automatic numbering of sections, item lists, footnotes, etc.

<code><xsl:number value="expression"</code>	converted to number
<code>format="..."</code>	default: 1.
<code>level="..."</code>	any/single/multiple
<code>count="..."</code>	select what to count
<code>from="..."</code>	select where to start counting
<code>lang="..."</code>	
<code>letter-value="..."</code>	
<code>grouping-separator="..."</code>	
<code>grouping-size="..."/></code>	

- If **value** is specified, that value is used.
- Otherwise, the action is determined by **level**:
 - **level="any"**: number of preceding **count** nodes occurring after **from** (example use: numbering footnotes)
 - **level="single"** (the default): as **any** but only considers ancestors and their siblings (example use: numbering ordered list items)
 - **level="multiple"**: generates whole list of numbers (example use: numbering sections and subsections at the same time)

Example:

```
<xsl:template match="footnote">
  (<xsl:number level="any" count="footnote" from="chapter" format="1"/>)
</xsl:template>
```

Variables and parameters

- for reusing results of computations and parameterizing templates and whole stylesheets

- static scope rules
- can hold any XPath value (string, number, boolean, node-set) + **result-tree fragment**
- purely declarative: variables cannot be updated
- can be global or local to a template rule

Declaration:

- `<xsl:variable name="..." select="expression"/>`
variable declaration, value given by XPath expression
- `<xsl:variable name="..."> template </...>`
variable declaration, template is instantiated as result tree fragment to give value

- similarly for `xsl:param` parameter default-value declarations.

Use:

- `$name`
returns XPath value in expressions, e.g. attribute value templates
- `xsl:with-param`
passes parameters in `xsl:call-template` and `xsl:apply-templates`

Example:

```
<xsl:template match="foo">

  <xsl:variable name="X" select="42"/>
  <xsl:variable name="Y">
    <sometag><xsl:value-of select="@bar"/></sometag>
  </xsl:variable>

  <first>
    <xsl:value-of select="$X"/>
    <xsl:copy-of select="$Y"/>
  </first>
  <second>
    <xsl:value-of select="$X"/>
    <xsl:copy-of select="$Y"/>
  </second>

</xsl:template>
```

Note: unfortunately, result tree fragments in variables cannot be used as source for pattern matching and template instantiation - so general **composition** of transformations is not possible :-)

Keys

- advanced node IDs for automatic construction of links

A key is a triple (**node**, **name**, **value**) associating a name-value pair to a tree node.

```
<xsl:key match="pattern" name="..." use="node set expression"/>
```

declares set of keys - one for each node matching the pattern and for each node in the node set

Comparison to DTD (or DSD) IDs:

- keys are declared in the stylesheet (not in the DTD)
- keys allow different "name spaces"
- key values can be placed anywhere (not just as attributes)
- one node may have several keys
- keys need not be unique

Extra XPath key function:

```
key(name expression, value expression)
```

returns nodes with given key name and value

This is often used together with:

```
generate-id(singleton node-set expression)
```

returns unique string identifying the given node

Example:

```
<xsl:key name="mykeys" match="section[@id]" use="@id"/>

<xsl:template match="section">
  <h1>
    <a name="{generate-id()}">
      <xsl:number format="1." />
      <xsl:apply-templates select="title"/>
    </a>
  </h1>
  <xsl:apply-templates select="body"/>
</xsl:template>

<xsl:template match="ref[@section]">
  <a href="#{generate-id(key('mykeys',@section))}">
    <xsl:for-each select="key('mykeys',@section)">
      Section <xsl:number level="single" count="section" format="1"/>
    </xsl:for-each>
  </a>
</xsl:template>
```

```
</a>  
</xsl:template>
```

- a key is declared for each **section** element with an **id** attribute
- at each section title, a link anchor with a unique name is inserted
- at each **ref** element with a **section** attribute, a link to the appropriate section is inserted using the key to locate the destination node
- at the same time, both the section titles and the references are numbered

Other issues

Things not covered here:

- conflict resolution (**priority**) - choosing a template rule when multiple patterns match
- output modes (**xml**, **html**, **text**) - constructing HTML or non-formatted text instead of XML
- white-space handling (**strip-space**, **preserve-space**) and output escaping (**disable-output-escaping**)
- **attribute-set** - grouping attribute declarations
- additional XPath functions (**document**, **format-number**, **current**, ...) - allow multiple input documents, etc.
- stylesheet **import/include** - modularity
- built-in template rules - convenient, but confusing for beginners

XSL Formatting Objects

- XSL-FO provides exact and detailed layout control
- it resembles e.g. LaTeX, but is XML based
- recall that HTML/XHTML has different goals: the exact look is decided by the browser - not by the author

A small example:

```
<?xml version="1.0"?>
<fo:root xmlns:fo="http://www.w3.org/1999/XSL/Format">

  <fo:layout-master-set>
    <fo:simple-page-master master-name="my-page">
      <fo:region-body margin="1in"/>
    </fo:simple-page-master>
  </fo:layout-master-set>

  <fo:page-sequence master-name="my-page">
    <fo:flow flow-name="xsl-region-body">
      <fo:block font-family="Times" font-size="14pt">
        <fo:inline font-weight="bold">Hello</fo:inline>, world!
      </fo:block>
    </fo:flow>
  </fo:page-sequence>

</fo:root>
```

- **layout masters** define the page layout
- pages are grouped into **page sequences**
- **flow objects** bind contents to page regions
- the actual contents is grouped in **blocks**
- inside blocks, content fragments can be assigned **inline properties**

- XSL-FO documents are almost always created using XSLT!

XSL-FO is not supported by existing browsers, but can be tried out using [FOP](#) that translates into PDF.

Examples

The following XSLT stylesheet produces an [XHTML version](#) of the [recipe XML example](#) and illustrates many XSLT features:

```
<xsl:stylesheet xmlns:xsl="http://www.w3.org/1999/XSL/Transform" version="1.0"
  xmlns="http://www.w3.org/1999/xhtml">

  <xsl:template match="collection">
    <html xmlns="http://www.w3.org/1999/xhtml">
      <head>
        <title><xsl:apply-templates select="description"/></title>
        <link href="../style.css" rel="stylesheet" type="text/css"/>
      </head>
      <body>
        <table border="1">
          <xsl:apply-templates select="recipe"/>
        </table>
      </body>
    </html>
  </xsl:template>

  <xsl:template match="description">
    <xsl:value-of select="text()"/>
  </xsl:template>

  <xsl:template match="recipe">
    <tr>
      <td>
        <h1>
          <xsl:apply-templates select="title"/>
        </h1>
        <ul>
          <xsl:apply-templates select="ingredient"/>
        </ul>
        <xsl:apply-templates select="preparation"/>
        <xsl:apply-templates select="comment"/>
        <xsl:apply-templates select="nutrition"/>
      </td>
    </tr>
  </xsl:template>

  <xsl:template match="ingredient">
    <xsl:choose>
      <xsl:when test="@amount">
        <li>
          <xsl:if test="@amount!=''">
            <xsl:value-of select="@amount"/>
            <xsl:text> </xsl:text>
            <xsl:if test="@unit">
              <xsl:value-of select="@unit"/>
              <xsl:if test="number(@amount)>number(1)">
                <xsl:text>s</xsl:text>
              </xsl:if>
            <xsl:text> of </xsl:text>
          </xsl:if>
        </li>
      </xsl:when>
    </xsl:choose>
  </xsl:template>
</xsl:stylesheet>
```

```

        </xsl:if>
        <xsl:text> </xsl:text>
    </xsl:if>
    <xsl:value-of select="@name"/>
</li>
</xsl:when>
<xsl:otherwise>
    <li><xsl:value-of select="@name"/></li>
    <ul>
        <xsl:apply-templates select="ingredient"/>
    </ul>
    <xsl:apply-templates select="preparation"/>
</xsl:otherwise>
</xsl:choose>
</xsl:template>

<xsl:template match="preparation">
    <ol><xsl:apply-templates select="step"/></ol>
</xsl:template>

<xsl:template match="step">
    <li><xsl:value-of select="text()|node()"/></li>
</xsl:template>

<xsl:template match="comment">
    <ul>
        <li type="square"><xsl:value-of select="text()|node()"/></li>
    </ul>
</xsl:template>

<xsl:template match="nutrition">
    <table border="2">
        <tr>
            <th>Calories</th><th>Fat</th><th>Carbohydrates</th><th>Protein</th>
            <xsl:if test="@alcohol">
                <th>Alcohol</th>
            </xsl:if>
        </tr>
        <tr>
            <td align="right"><xsl:value-of select="@calories"/></td>
            <td align="right"><xsl:value-of select="@fat"/>%</td>
            <td align="right"><xsl:value-of select="@carbohydrates"/>%</td>
            <td align="right"><xsl:value-of select="@protein"/>%</td>
            <xsl:if test="@alcohol">
                <td align="right"><xsl:value-of select="@alcohol"/>%</td>
            </xsl:if>
        </tr>
    </table>
</xsl:template>
</xsl:stylesheet>

```

Different views

The following XSLT stylesheet:

```
<xsl:stylesheet xmlns:xsl="http://www.w3.org/1999/XSL/Transform" version="1.0">
  <xsl:template match="collection">
    <nutrition>
      <xsl:apply-templates select="recipe"/>
    </nutrition>
  </xsl:template>

  <xsl:template match="recipe">
    <dish name="{title/text()}"
      calories="{nutrition/@calories}"
      fat="{nutrition/@fat}"
      carbohydrates="{nutrition/@carbohydrates}"
      protein="{nutrition/@protein}"
      alcohol="{number(concat(0,nutrition/@alcohol))}" />
  </xsl:template>
</xsl:stylesheet>
```

produces a different view of the recipes:

```
<nutrition>
  <dish alcohol="0"
    protein="32"
    carbohydrates="45"
    fat="23" calories="1167"
    name="Beef Parmesan with Garlic Angel Hair Pasta"/>
  <dish alcohol="0"
    protein="18"
    carbohydrates="64"
    fat="18"
    calories="349"
    name="Ricotta Pie"/>
  <dish alcohol="0"
    protein="29"
    carbohydrates="59"
    fat="12"
    calories="532"
    name="Linguine Pescadoro"/>
  <dish alcohol="2"
    protein="4"
    carbohydrates="45"
    fat="49"
    calories="612"
    name="Zuppa Inglese"/>
  <dish alcohol="0"
    protein="39"
    carbohydrates="28"
    fat="33"
    calories="8892"
    name="Cailles en Sarcophages"/>
</nutrition>
```

which validates according to the DSD2 schema:

```
<dsd root="nutrition">

  <if><element name="nutrition"/>
    <allow><element name="dish"/></allow>
  </if>

  <if><element name="dish"/>
    <allow>
      <attribute name="name"/>
      <attribute name="calories"/>
      <attribute name="carbohydrates"/>
      <attribute name="protein"/>
      <attribute name="alcohol"/>
    </allow>
    <require><attribute name="name"/></require>
  </if>

</dsd>
```

and using the XSLT stylesheet:

```
<xsl:stylesheet xmlns:xsl="http://www.w3.org/1999/XSL/Transform" version="1.0"
  xmlns="http://www.w3.org/1999/xhtml">

  <xsl:template match="nutrition">
    <html xmlns="http://www.w3.org/1999/xhtml">
      <head>
        <link href="../style.css" rel="stylesheet" type="text/css"/>
      </head>
      <body>
        <table border="1">
          <tr>
            <th>Dish</th>
            <th>Calories</th>
            <th>Fat</th>
            <th>Carbohydrates</th>
            <th>Protein</th>
          </tr>
          <xsl:apply-templates select="dish"/>
        </table>
      </body>
    </html>
  </xsl:template>

  <xsl:template match="dish">
    <tr>
      <td><xsl:value-of select="@name"/></td>
      <td><xsl:value-of select="@calories"/></td>
      <td><xsl:value-of select="@fat"/>%</td>
      <td><xsl:value-of select="@carbohydrates"/>%</td>
      <td><xsl:value-of select="@protein"/>%</td>
    </tr>
  </xsl:template>
```

</xsl:stylesheet>

produces the following XHTML table:

Dish	Calories	Fat	Carbohydrates	Protein
Beef Parmesan with Garlic Angel Hair Pasta	1167	23%	45%	32%
Ricotta Pie	349	18%	64%	18%
Linguine Pescadoro	532	12%	59%	29%
Zuppa Inglese	612	49%	45%	4%
Cailles en Sarcophages	8892	33%	28%	39%

Links to more information

www.w3.org/Style/XSL/

W3C's XSL homepage, contains lots of links

www.w3.org/TR/xslt

the XSLT 1.0 specification

www.w3.org/TR/xslt11

working draft for XSLT 1.1 (support for XML Base, multiple output documents, ...)

www.w3.org/TR/xsl

the XSL 1.0 (defines the Formatting Objects XML language)

www.mulberrytech.com/xsl/xsl-list/

XSL-List - mailing list

www.ibiblio.org/xml/books/bible2/chapters/ch17.html

a chapter from "The XML Bible" on XSL Transformations

www.ibiblio.org/xml/books/bible2/chapters/ch18.html

a chapter from "The XML Bible" on XSL Formatting Objects

nwalsh.com/docs/tutorials/xsl/

an XSL tutorial by Paul Grosso and Norman Walsh

www.dpawson.co.uk/xsl/sect2/nono.html

"Things XSLT can't do", collected by Dave Pawson

www.alphaworks.ibm.com/tech/LotusXSL

LotusXSL, a Java XSLT implementation from IBM alphaWorks

saxon.sourceforge.net

SAXON, another Java implementation

www.jclark.com/xml/xt.html

XT, an early Java implementation by the editor of the XSLT spec

xml.apache.org/fop

an XSL Formatting Objects to PDF converter

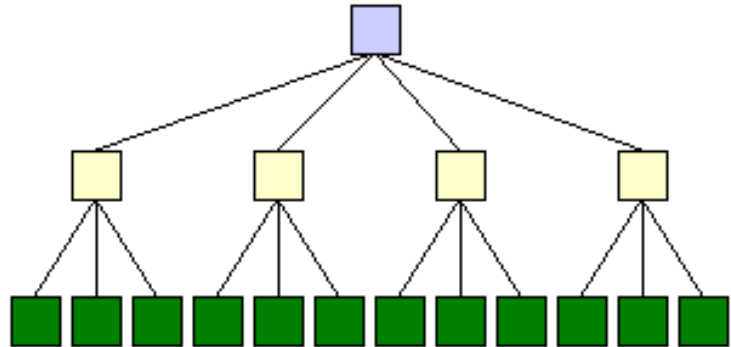
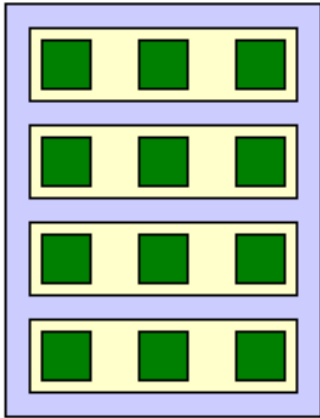
XQuery

- information extraction and transformation

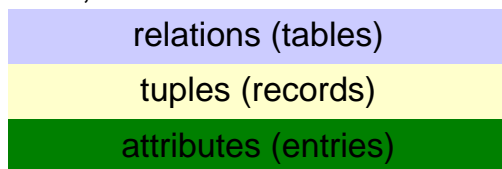
- [Queries on XML documents](#) - generalizing relational data
- [Usage scenarios](#) - why do we need it?
- [Query languages requirements](#) - the W3C specification
- [The XQuery language](#)
- [XQuery concepts](#) - writing queries
 - [Path expressions](#)
 - [Element constructors](#)
 - [FLWR expressions](#)
 - [List expressions](#)
 - [Conditional expressions](#)
 - [Quantified expressions](#)
 - [Datatype expressions](#)
- [Other issues](#) - things not covered here
- [Examples](#) - continuing the recipe example
- [Links to more information](#)

Queries on XML documents

XML documents **generalize** relational data in a very straightforward manner:



Here, we see:



A relation is a tree of height two with:

- *unbounded* fanout at the first level
- *fixed* fanout at the second level

In contrast, an XML document is an **arbitrary** tree.

How should query languages like SQL be similarly generalized?

The database community has been looking for a richer data model than relations. Hierarchical, object-oriented, or multi-dimensional databases have emerged, but neither has reached consensus.

Usage scenarios

XML querying is relevant for:

- **human-readable documents**
to retrieve individual documents, to provide dynamic indexes, to perform context-sensitive searching, and to generate new documents
- **data-oriented documents**
to query (virtual) XML representations of databases, to transform data into new XML representations, and to integrate data from multiple heterogeneous data sources
- **mixed-model documents**
to perform queries on documents with embedded data, such as catalogs, patient health records, employment records, or business analysis documents

- in short, *information retrieval*.

Query language requirements

The W3C Query Working Group has identified many technical [requirements](#):

- at least one **XML syntax** (at least one human-readable syntax)
- must be **declarative**
- must be protocol independent
- must respect XML data model
- must be **namespace aware**
- must **coordinate with XML Schema**
- must work even if schemas are unavailable
- must support simple and complex datatypes
- must support **universal and existential quantifiers**
- must support operations on hierarchy and sequence of document structures
- must **combine information from multiple documents**
- must support aggregation
- must be **able to transform and to create XML structures**
- must be able to traverse ID references

In short, it must be SQL generalized to XML!

The XQuery language

The query language developed by W3C is called [XQuery](#) and is currently at the level of a Working Draft.

It is derived from several previous proposals:

- [XML-QL](#)
- [YATL](#)
- [Lorel](#)
- [Quilt](#)

which all **agree** on the fundamental principles.

XQuery relies on [XPath](#) and [XML Schema datatypes](#).

Only a [prototype](#) implementation is yet supported, and many details about the language may still **change**.

XQuery is **not** an XML language - a version in XML syntax is called [XQueryX](#).

XQuery concepts

A **query** in XQuery is an expression that:

- reads a number of XML documents or fragments
- returns a sequence of well-formed XML fragments

The **principal forms** of XQuery expressions are:

- path expressions
- element constructors
- FLWR ("flower") expressions
- list expressions
- conditional expressions
- quantified expressions
- datatype expressions

Path expressions

The simplest kind of query is just an **XPath** expression.

As usual, some specific **extensions** are allowed...

A simple path expression looks like:

```
document("zoo.xml")//chapter[2]//figure[caption = "Tree Frogs"]
```

- the result is all figures with caption **Tree Frogs** in the second chapter of the document **zoo.xml**
- the result is given as a list of XML fragments, each rooted with a **caption** element
- the **order** of the fragments respects the document order (order matters! - as opposed to SQL)

The initial context for the path expression is given by `document("zoo.xml")` (similarly to **XPointer**).

An XQuery specific extension of XPath allows location steps to follow a new **IDREF axis**:

```
document("zoo.xml")//chapter[title = "Frogs"]//figref/@refid=>fig/caption
```

- the result is all captions in figures **referenced** in the chapter with title **Frogs**
- the => operator follows an IDREF attribute to its unique destination

As a further generalization, XQuery allows an arbitrary XQuery expression to be used as a location step!

Element constructors

An XQuery expression may **construct** new XML elements:

```
<employee empid="12345">  
  <name>John Doe</name>  
  <job>XML specialist</job>  
</employee>
```

This expression just evaluates to itself.

In the XQuery syntax this is **unambiguous** - XQueryX must use namespaces!

More interestingly, an expression may use values bound to **variables**:

```
<employee empid={$id}>  
  <name>{$name}</name>  
  {$job}  
</employee>
```

Here the variables `$id`, `$name`, and `$job` must be bound to appropriate fragments.

In general, `{...}` may contain full XQuery expressions.

FLWR expressions

The **main engine** of XQuery is the FLWR expression:

- **FOR-LET-WHERE-RETURN**
- pronounced "flower"
- generalizes SELECT-FROM-HAVING-WHERE from SQL

A complete example is:

```
FOR $p IN document("bib.xml")//publisher
LET $b := document("bib.xml")//book[publisher = $p]
WHERE count($b) > 100
RETURN $p
```

- **FOR** generates an ordered list of bindings of **publisher** names to **\$p**
- **LET** associates to each binding a further binding of the list of **book** elements with that publisher to **\$b**
- at this stage, we have an ordered list of tuples of bindings: (**\$p**, **\$b**)
- **WHERE** filters that list to retain only the desired tuples
- **RETURN** constructs for each tuple a resulting value

The combined result is in this case an ordered list of publishers that publish more than 100 books.

We probably only want each publisher once, so the **distinct** operator eliminates duplicates in a list:

```
FOR $p IN distinct(document("bib.xml")//publisher)
LET $b := document("bib.xml")//book[publisher = $p]
WHERE count($b) > 100
RETURN $p
```

Note the difference between **FOR** and **LET**:

```
FOR $x in /library/book
```

generates a list of bindings of **\$x** to each **book** element in the **library**, but:


```
LET $x := /library/book
```

generates a single binding of `$x` to the list of `book` elements in the `library`.

This is also sufficient to compute joins of documents:

```
FOR $p IN document("www.irs.gov/taxpayers.xml")//person
FOR $n IN document("neighbors.xml")//neighbor[ssn = $p/ssn]
RETURN
  <person>
    <ssn> { $p/ssn } </ssn>
    { $n/name }
    <income> { $p/income } </income>
  </person>
```

List expressions

XQuery expressions manipulate **lists** of values, for which many **operators** are supported.

For example, the `avg(...)` function computes the average of a list of integers.

The following query lists each publisher and the average price of their books:

```
FOR $p IN distinct(document("bib.xml")//publisher)
LET $a := avg(document("bib.xml")//book[publisher = $p]/price)
RETURN
  <publisher>
    <name>{ $p/text() }</name>
    <avgprice>{ $a }</avgprice>
  </publisher>
```

Compare this with the verbose [XQueryX syntax](#).

Lists can be **sorted**, as in the following where books costing more than 100\$ are listed in sorted order:

- first by primary the author
- second by the title

```
document("bib.xml")//book[price > 100] SORTBY (author[1],title)
```

Other list operators compute **unions**, **intersections**, **differences**, and **subranges** of lists.

Conditional expressions

XQuery supports a general **IF-THEN-ELSE** construction.

The example query:

```
FOR $h IN document("library.xml")//holding
RETURN
  <holding>
    { $h/title,
      IF ($h/@type = "Journal")
      THEN $h/editor
      ELSE $h/author
    }
  </holding>
```

extracts from the holdings of a library the titles and either editors or authors.

Notice the **,** (comma) operator, which **concatenates** two (singleton) lists.

Quantified expressions

XQuery allows **quantified** expressions, which decide properties for all elements in a list:

- **SOME-IN-SATISFIES**
- **EVERY-IN-SATISFIES**

The following example finds the titles of all books which mention both sailing and windsurfing in the same paragraph:

```
FOR $b IN document("bib.xml")//book
WHERE SOME $p IN $b//paragraph SATISFIES
  (contains($p,"sailing") AND contains($p,"windsurfing"))
RETURN $b/title
```

The next example finds the titles of all books which mention sailing in every paragraph:

```
FOR $b IN document("bib.xml")//book
WHERE EVERY $p IN $b//paragraph SATISFIES
  contains($p,"sailing")
RETURN $b/title
```

Datatype expressions

XQuery supports all **datatypes** from XML Schema, both primitive and complex types.

Constant values can be written:

- as literals (like `string`, `integer`, `float`)
- as constructor functions (`true()`, `date("2001-06-07")`)
- as explicit casts (`CAST AS xsd:positiveInteger(47)`)

Arbitrary XML Schema documents can be imported into a query.

An `INSTANCEOF` operator allows runtime **validation** of any value.

A `TYPESWITCH` operator allows **branching** based on types.

Other issues

Things not covered here:

- hundreds of built-in operators and functions - contains anything you might think of
- computed element and attribute names - allow more flexible queries
- user-defined functions - allow general-purpose computations
- the XQuery language definition has [102 outstanding issues](#) - stay tuned for changes

Examples

The following XQuery expressions extract information from the [recipe collection](#):

"The titles of all recipes":

```
FOR $t IN document("recipes.xml")//title
RETURN $t

<?xml version="1.0"?>
<xql:result xmlns:xql="http://metalab.unc.edu/xql/">
  <title>Beef Parmesan with Garlic Angel Hair Pasta</title>
  <title>Ricotta Pie</title>
  <title>Linguine Pescadoro</title>
  <title>Zuppa Inglese</title>
  <title>Cailles en Sarcophages</title>
</xql:result>
```

"The dishes that contain flour":

```
<floury>
  { FOR $r IN document("recipes.xml")//recipe[.//ingredient[@name="flour"]]
    RETURN <dish>{$r/title/text()}</dish>
  }
</floury>

<?xml version="1.0"?>
<floury xmlns:xql="http://metalab.unc.edu/xql/">
  <dish>Ricotta Pie</dish>
  <dish>Zuppa Inglese</dish>
  <dish>Cailles en Sarcophages</dish>
</floury>
```

"For each ingredient, the recipes that it is used in":

```
FOR $i IN distinct(document("recipes.xml")//ingredient/@name)
RETURN <ingredient name={$i}>
  { FOR $r IN document("recipes.xml")//recipe
    WHERE $r//ingredient[@name=$i]
    RETURN $r/title
  }
</ingredient>
```

```
<?xml version="1.0"?>
<xql:result xmlns:xql="http://metalab.unc.edu/xql/">
  <ingredient name="beef cube steak">
    <title>Beef Parmesan with Garlic Angel Hair Pasta</title>
  </ingredient>
  <ingredient name="onion, sliced into thin rings">
    <title>Beef Parmesan with Garlic Angel Hair Pasta</title>
  </ingredient>
  ...
</xql:result>
```


Links to more information

www.w3.org/TR/xquery

XQuery 1.0 Working Draft

www.w3.org/TR/xmlquery-req

W3C XML Query Requirements

www.w3.org/TR/xmlquery-use-cases

XML Query Use Cases

www.w3.org/TR/query-semantics

XQuery 1.0 Formal Semantics

www.softwareag.com/developer/quip

XQuery prototype implementation

DOM, SAX, and JDOM

- XML support in programming languages

- [XML and programming](#) - beyond specialized tools
- [The DOM API](#) - official W3C proposal
- [A simple DOM example](#) - manipulating the recipe collection
- [The SAX API](#) - events and callbacks
- [A simple SAX example](#) - another go at the recipes
- [SAX events](#) - tracing parsing events
- [The JDOM API](#) - a simpler solution
- [A simple JDOM example](#) - recipes again
- [The JDOM packages](#) - the basic constituents
- [The JDOM tree model](#) - how XML trees are viewed
- [JDOM input and output](#) - reading and writing XML
- [JAXP](#) - the Sun solution
- [A Business Card editor](#) - a larger example
- [Problems with JDOM](#) - not yet perfect
- [Links to more information](#)

XML and programming

XSLT, XPath and XQuery provide tools for **specialized** tasks.

But many applications are not covered:

- **domain-specific** tools for **concrete** XML languages
- **general** tools that nobody has thought of yet

To work with XML in general-purpose programming languages we need to:

- **parse** XML documents into XML trees
- **navigate** through XML trees
- **construct** XML trees
- **output** XML trees as XML documents

[DOM](#) and [SAX](#) are corresponding APIs that are language independent and supported by numerous languages.

[JDOM](#) is an API that is tailored to Java.

Typical examples: domain-specific editors and browsers.

The DOM API

[DOM](#) is the official W3C proposal.

It views an XML tree as a data structure, similar to the DOM from Javascript.

It is quite large and complex...

- [Level 1 Core](#): W3C Recommendation, October 1998
 - primitive navigation and manipulation of XML trees
 - other parts: HTML
- [Level 2 Core](#): W3C Recommendation, November 2000
 - adds Namespace support and minor new features
 - other parts: Events, Views, Style, Traversal and Range
- [Level 3 Core](#): W3C Working Draft, September 2001
 - adds ordering and whitespace
 - other parts: Schemas, XPath

The DOM API is specified in OMG IDL (Interface Definition Language).

A simple DOM example

The following Java program uses DOM to read the [recipe collection](#) and cut it down to the first recipe:

```
import java.io.*;
import org.apache.xerces.parsers.DOMParser;
import org.w3c.dom.*;

public class FirstRecipeDOM {

    public static void main(String[] args) {
        try {
            DOMParser p = new DOMParser();
            p.parse(args[0]);
            Document doc = p.getDocument();
            Node n = doc.getDocumentElement().getFirstChild();
            while (n!=null && !n.getNodeName().equals("recipe"))
                n = n.getNextSibling();
            PrintStream out = System.out;
            out.println("<?xml version=\"1.0\"?>");
            out.println("<collection>");
            if (n!=null)
                print(n, out);
            out.println("</collection>");
        } catch (Exception e) {e.printStackTrace();}
    }

    static void print(Node node, PrintStream out) {
        int type = node.getNodeType();
        switch (type) {
            case Node.ELEMENT_NODE:
                out.print("<" + node.getNodeName());
                NamedNodeMap attrs = node.getAttributes();
                int len = attrs.getLength();
                for (int i=0; i<len; i++) {
                    Attr attr = (Attr)attrs.item(i);
                    out.print(" " + attr.getNodeName() + "=\"" +
                        escapeXML(attr.getNodeValue()) + "\"");
                }
                out.print('>');
                NodeList children = node.getChildNodes();
```

```

        len = children.getLength();
        for (int i=0; i<len; i++)
            print(children.item(i), out);
        out.print("</" + node.getNodeName() + ">");
        break;
    case Node.ENTITY_REFERENCE_NODE:
        out.print("&" + node.getNodeName() + ";");
        break;
    case Node.CDATA_SECTION_NODE:
        out.print("<![CDATA[" + node.getNodeValue() + "]]>");
        break;
    case Node.TEXT_NODE:
        out.print(escapeXML(node.getNodeValue()));
        break;
    case Node.PROCESSING_INSTRUCTION_NODE:
        out.print("<?" + node.getNodeName());
        String data = node.getNodeValue();
        if (data!=null && data.length()>0)
            out.print(" " + data);
        out.println(">");
        break;
    }
}

static String escapeXML(String s) {
    StringBuffer str = new StringBuffer();
    int len = (s != null) ? s.length() : 0;
    for (int i=0; i<len; i++) {
        char ch = s.charAt(i);
        switch (ch) {
            case '<': str.append("&lt;"); break;
            case '>': str.append("&gt;"); break;
            case '&': str.append("&amp;"); break;
            case '"': str.append("&quot;"); break;
            case '\\': str.append("&apos;"); break;
            default: str.append(ch);
        }
    }
    return str.toString();
}
}

```

Note that:

- we need to make our own `print` method
- when using DOM in Java, one actually uses the [Java language binding](#)

The SAX API

[SAX](#) (Simple API for XML) started as a grassroots movement, but has gained an official standing.

An XML tree is not viewed as a data structure, but as a stream of **events** generated by the parser.

The kinds of events are:

- the **start** of the document is encountered
- the **end** of the document is encountered
- the **start tag** of an element is encountered
- the **end tag** of an element is encountered
- **character data** is encountered
- a **processing instruction** is encountered

Scanning the XML file from start to end, each event invokes a corresponding **callback** method that the programmer writes.

An XML tree can be built in response, but it is not required to construct a data structure.

This is sometimes much more efficient, if the document can be piped through the application.

A simple SAX example

The following Java programs reads the [recipe collection](#) and outputs the total amount of flour being used (assuming the unit is always cup):

```
import java.io.*;
import org.xml.sax.*;
import org.xml.sax.helpers.*;
import org.apache.xerces.parsers.SAXParser;

public class Flour extends DefaultHandler {

    float amount = 0;

    public void startElement(String namespaceURI, String localName,
                             String qName, Attributes atts) {
        if (namespaceURI.equals("http://recipes.org") && localName.equals("ingredient"))
        {
            String n = atts.getValue("", "name");
            if (n.equals("flour")) {
                String a = atts.getValue("", "amount"); // assume 'amount' exists
                amount = amount + Float.valueOf(a).floatValue();
            }
        }
    }

    public static void main(String[] args) {
        Flour f = new Flour();
        SAXParser p = new SAXParser();
        p.setContentHandler(f);
        try { p.parse(args[0]); }
        catch (Exception e) {e.printStackTrace();}
        System.out.println(f.amount);
    }
}
```

The output for our recipe collection is:

7.75

Only a tiny amount of the XML document is stored at any time.

SAX events

The following Java program traces all SAX events generated by parsing the [recipe collection](#):

```
import java.io.*;
import org.xml.sax.*;
import org.xml.sax.helpers.*;
import org.apache.xerces.parsers.SAXParser;

public class Trace extends DefaultHandler {

    int indent;

    void printIndent() {
        for (int i=0; i<indent; i++) System.out.print("-");
    }

    public void startDocument() {
        System.out.println("start document");
    }

    public void endDocument() {
        System.out.println("end document");
    }

    public void startElement(String uri, String localName,
                             String qName, Attributes attributes) {

        printIndent();
        System.out.println("starting element: " + qName);
        indent++;
    }

    public void endElement(String uri, String localName,
                           String qName) {

        indent--;
        printIndent();
        System.out.println("end element: " + qName);
    }

    public void ignorableWhitespace(char[] ch, int start, int length) {
        printIndent();
        System.out.println("whitespace, length " + length);
    }

    public void processingInstruction(String target, String data) {
        printIndent();
        System.out.println("processing instruction: " + target);
    }
}
```

```

public void characters(char[] ch, int start, int length){
    printIndent();
    System.out.println("character data, length " + length);
}

public static void main(String[] args) {
    Trace t = new Trace();
    SAXParser p = new SAXParser();
    p.setContentHandler(t);
    try { p.parse(args[0]); }
    catch (Exception e) {e.printStackTrace();}
}
}

```

The output is (abbreviated with ...):

```

start document
processing instruction: dsd
starting element: collection
-character data, length 3
-starting element: description
--character data, length 47
-end element: description
-character data, length 3
-starting element: recipe
--character data, length 5
...
-end element: recipe
-character data, length 1
end element: collection
end document

```

The JDOM API

DOM is too complicated to suit many programmers.

Since it is a **general** API, it does not use **special** Java features:

- text content is not just `java.lang.String`
- method overloading is not allowed
- existing collection classes are ignored
- ...

[JDOM](#) is designed to be **simple** and **Java-specific**.

JDOM is a **small** (100K) library, since it is used on top of either DOM or SAX.
- a full XML parser is complex, dealing with encodings, namespaces, and entities

It shares the simple view of XML trees presented in these slides.

A simple JDOM example

The following Java program uses JDOM to read the [recipe collection](#) and cut it down to the first recipe:

```
import java.io.*;
import org.jdom.*;
import org.jdom.input.*;
import org.jdom.output.*;

public class FirstRecipeJDOM {
    public static void main(String[] args) {
        try {
            Document d = new SAXBuilder().build(new File(args[0]));
            Namespace ns = Namespace.getNamespace("http://recipes.org");
            Element r = d.getRootElement().getChild("recipe", ns).detach();
            Document n = new Document((new Element("collection")).addContent(r));
            new XMLOutputter().output(n, System.out);
        } catch (Exception e) {e.printStackTrace();}
    }
}
```

Compare this with the [DOM version](#).

The JDOM packages

JDOM contains five Java packages:

- [org.jdom](#) - defines the basic model of an XML tree
- [org.jdom.adapters](#) - defines wrappers for various DOM implementations
- [org.jdom.input](#) - defines means for reading XML documents
- [org.jdom.output](#) - defines means for writing XML documents
- [org.jdom.transform](#) - defines an interface to JAXP XSLT

The JDOM tree model

JDOM has a class for every kind of XML tree node (in the general sense):

- [Document](#)
- [Element](#)
- [Attribute](#)
- [CDATA](#)
- [Comment](#)
- [DocType](#)
- [EntityRef](#)
- [Namespace](#)
- [ProcessingInstruction](#)
- + `java.lang.String` (for character data)

Each node has a parent pointer. There are no sibling pointers but several methods for accessing the child nodes.

Content is given as a `java.util.List` - modifications are reflected in the tree.

Surprisingly, the common behavior of nodes is not modelled by interfaces or abstract superclasses.

JDOM input and output

[Parsing](#) XML documents into JDOM:

- this can be done with basically any DOM or SAX parser
- SAX is preferable, since it avoids the construction of a DOM tree
- parsing errors are reported as exceptions

[Output](#) from JDOM can be generated in different ways:

- as the corresponding sequence of SAX events
- as a standard DOM tree
- as an (indented) XML document represented as a stream of characters (to a file or another application)

JAXP

[JAXP](#) is the official API for XML processing from Sun.

It supports DOM, SAX, and XSLT (which may be run inside Java applications).

JDOM is rumored to become integrated into a future version.

A Business Card editor

A typical Java application is a **domain-specific XML editor**:

- nobody wants to write the markup by hand
- general-purpose XML editors are too clunky

We generalize the business card language to allow collections of business cards:

```
<cards>
  <card>
    <name>John Doe</name>
    <title>CEO, Widget Inc.</title>
    <email>john.doe@widget.com</email>
    <phone>(202) 456-1414</phone>
    <logo url="widget.gif" />
  </card>
  <card>
    <name>Michael Schwartzbach</name>
    <title>Associate Professor</title>
    <email>mis@brics.dk</email>
    <phone>+45 8610 8790</phone>
    <logo url="http://www.brics.dk/~mis/portrait.gif" />
  </card>
  <card>
    <name>Anders Møller</name>
    <title>Ph.D. Student</title>
    <email>amoeller@brics.dk</email>
    <phone>+45 8942 3475</phone>
    <logo url="http://www.brics.dk/~amoeller/am.jpg"/>
  </card>
</cards>
```

We then write a Java [program](#) to edit such collections.

First, we need a high-level representation of a business card:

```
class Card {
  public String name, title, email, phone, logo;

  public Card(String name, String title, String email, String phone, String logo) {
    this.name = name;
    this.title = title;
    this.email = email;
    this.phone = phone;
    this.logo = logo;
  }
}
```

An XML document must then be translated into a vector of such objects:

```

Vector doc2vector(Document d) {
    Vector v = new Vector();
    Iterator i = d.getRootElement().getChildren().iterator();
    while (i.hasNext()) {
        Element e = (Element)i.next();
        String phone = e.getChildText("phone");
        if (phone==null) phone="";
        Element logo = e.getChild("logo");
        String url;
        if (logo==null) url = ""; else url = logo.getAttributeValue("url");
        Card c = new Card(e.getChildText("name"), // exploit schema,
                        e.getChildText("title"), // assume validity
                        e.getChildText("email"),
                        phone,
                        url);

        v.add(c);
    }
    return v;
}

```

And back into an XML document:

```

Document vector2doc() {
    Element cards = new Element("cards");
    for (int i=0; i<cardvector.size(); i++) {
        Card c = (Card)cardvector.elementAt(i);
        if (c!=null) {
            Element card = new Element("card");
            Element name = new Element("name");
            name.addContent(c.name);
            card.addContent(name);
            Element title = new Element("title");
            title.addContent(c.title);
            card.addContent(title);
            Element email = new Element("email");
            email.addContent(c.email);
            card.addContent(email);
            if (!c.phone.equals("")) {
                Element phone = new Element("phone");
                phone.addContent(c.phone);
                card.addContent(phone);
            }
            if (!c.logo.equals("")) {
                Element logo = new Element("logo");
                logo.setAttribute("url",c.logo);
                card.addContent(logo);
            }
            cards.addContent(card);
        }
    }
    return new Document(cards);
}

```

A little logic and some GUI then completes the editor:



Compile with: `javac -classpath xerces.jar:jdom.jar BCedit.java`

This example contains some general observations:

- XML documents are parsed via JDOM into **domain-specific data structures**
- if the input is known to **validate** according to some schema, then many runtime errors can be assumed never to occur
- how do we ensure that the output of `vector2doc` is valid according to the schema? (well-formedness is for free)

Problems with JDOM

JDOM is not (yet) perfect:

- it is still a beta version under development
- shared functionality is not collected in an interface or common superclass (so many casts are necessary)
- the design contains many non-orthogonal features (for instance, there is a `removeContent(CDATA)` method but not a `removeContent(String)`)
- the documentation is insufficient (for instance, `Element.getContent` returns a `List`, but it is not specified which of the optional methods that are implemented, so none of them can be used)

Links to more information

www.w3.org/DOM/

DOM homepage

www.w3.org/TR/REC-DOM-Level-1

DOM level 1

www.w3.org/TR/DOM-Level-2-Core

DOM level 2

www.w3.org/TR/DOM-Level-3-Core

DOM level 3

sax.sourceforge.net

SAX project website

java.sun.com/xml/

SUN's Java/XML page

java.sun.com/xml/jaxp/

JAXP, Sun's Java APIs for XML Processing

xmlsoft.org

libxml, Gnome project's XML C library

xml.apache.org

Apache's XML page

xml.apache.org/xerces2-j/

Apache's XML parser

Background: W3C

- a look at the organization behind most of the XML-related specifications

1. [W3C - The World Wide Web Consortium](#)
2. [Organization](#)
3. [Activities](#)
4. [Policies](#)
5. [Technical Reports](#)

W3C - The World Wide Web Consortium (www.w3.org)

- the de facto leader in defining Web standards

Consists of more than 500 companies and organizations, led by Tim Berners-Lee, creator of the World Wide Web.

W3C's Mission Statement:

"To lead the World Wide Web to its full potential by developing common protocols that promote its evolution and ensure its interoperability."

Competitors: ISO, OASIS, ECMA

Coming up: an overview of the [W3C Process Document](#)...

Organization

W3C's organizational structure:

- the **Members** (who pay \$50,000 a year!) - companies and organizations (carry out activities)
- the **Team** - Chairman, Director, Staff, Fellows (technical leadership, coordinates activities, hosted by MIT, INRIA, and Keio)
- the **Advisory Board** (elected) - provides guidance of strategy

(Compare this with ISO!)

Activities

Activities carried out by groups:

- Working Groups - produce specifications and prototypes
- Interest Groups - explore and evaluate technologies
- Coordination Groups - ensure consistency and integrity between other groups

Current XML groups:

- query
- schema
- linking
- core
- coordination

Other (current or former) W3C activities: HTML, HTTP, PNG, Amaya, ...

Organization of events:

- workshops - short expert meeting
- symposia - education
- conferences - the [International World Wide Web Conference](#)

Policies

- consensus - reach "substantial agreement"
- dissemination - limit intellectual property rights, ensure availability

+ the unofficial:

- better too soon than too late - otherwise someone else will take over
- greatest common denominator - every interested member is allowed one favourite feature in each spec

Technical Reports

- the central activity of W3C

Member submissions and Working Group publications:

- [Notes](#) - acknowledged submissions by Members (members only!), Working Group notes, etc.;

Recommendation track:

- [Working Drafts](#) - Working Group reports (work in progress)
- [Candidate Recommendations](#) - stable Working Drafts
- [Proposed Recommendations](#) - being reviewed by the Advisory Committee
- [Recommendations](#) - standards recommended by W3C (although they don't call them "standards")

Recent BRICS Notes Series Publications

- NS-01-8 Anders Møller and Michael I. Schwartzbach. *The XML Revolution (Revised)*. December 2001. 186 pp. This revised and extended report supersedes the earlier BRICS Report NS-00-8.
- NS-01-7 Patrick Cousot, Lisbeth Fajstrup, Eric Goubault, Jeremy Gunawardena, Maurice Herlihy, Martin Raussen, and Vladimiro Sassone, editors. *Preliminary Proceedings of the Workshop on Geometry and Topology in Concurrency Theory, GETCO '01*, (Aalborg, Denmark, August 25, 2001), August 2001. vi+97 pp.
- NS-01-6 Luca Aceto and Prakash Panangaden, editors. *Preliminary Proceedings of the 8th International Workshop on Expressiveness in Concurrency, EXPRESS '01*, (Aalborg, Denmark, August 20, 2001), August 2001. vi+139 pp.
- NS-01-5 Flavio Corradini and Walter Vogler, editors. *Preliminary Proceedings of the 2nd International Workshop on Models for Time-Critical Systems, MTCS '01*, (Aalborg, Denmark, August 25, 2001), August 2001. vi+ 127pp.
- NS-01-4 Ed Brinksma and Jan Tretmans, editors. *Proceedings of the Workshop on Formal Approaches to Testing of Software, FATES '01*, (Aalborg, Denmark, August 25, 2001), August 2001. viii+156 pp.
- NS-01-3 Martin Hofmann, editor. *Proceedings of the 3rd International Workshop on Implicit Computational Complexity, ICC '01*, (Aarhus, Denmark, May 20–21, 2001), May 2001. vi+144 pp.
- NS-01-2 Stephen Brookes and Michael Mislove, editors. *Preliminary Proceedings of the 17th Annual Conference on Mathematical Foundations of Programming Semantics, MFPS '01*, (Aarhus, Denmark, May 24–27, 2001), May 2001. viii+279 pp.
- NS-01-1 Nils Klarlund and Anders Møller. *MONA Version 1.4 — User Manual*. January 2001. 83 pp.
- NS-00-8 Anders Møller and Michael I. Schwartzbach. *The XML Revolution*. December 2000. 149 pp.
- NS-00-7 Nils Klarlund, Anders Møller, and Michael I. Schwartzbach. *Document Structure Description 1.0*. December 2000. 40 pp.